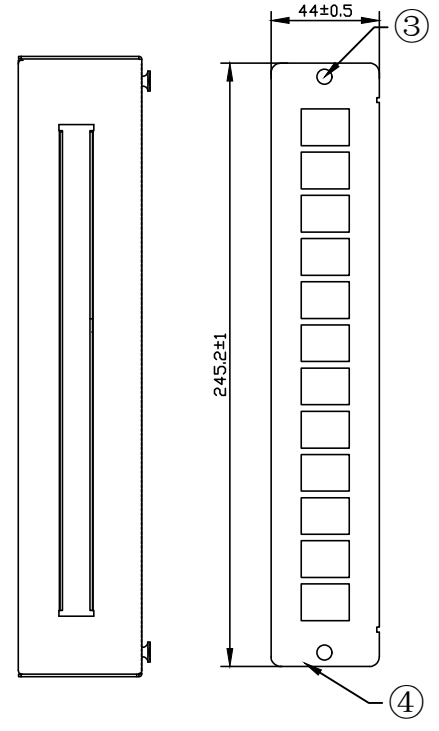
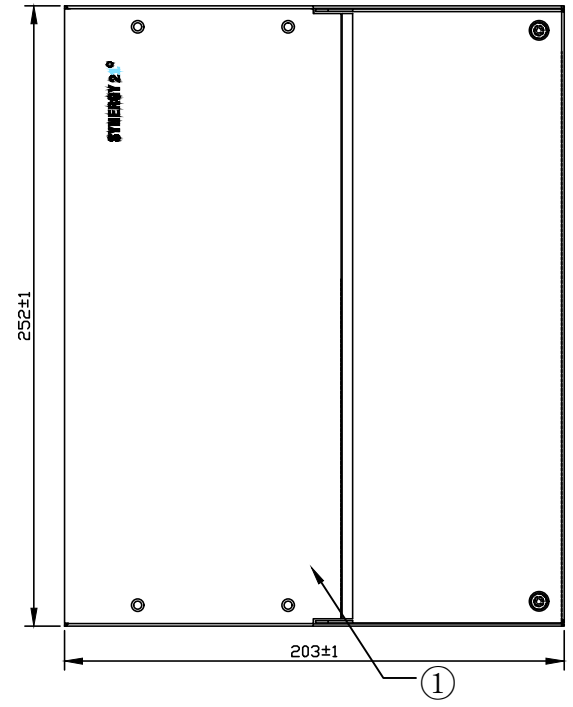
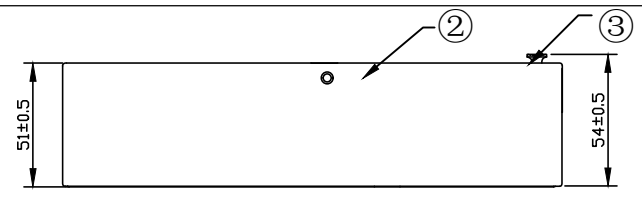


SYNERGY 21[®]

"SYNERGY 2[®]" for black printing The pantone of Color is grey
 "1" for blue printing The pantone of Color is 298C



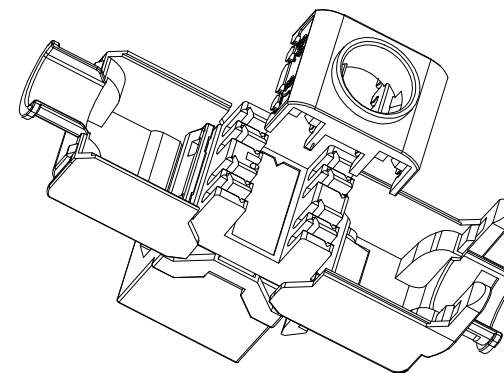
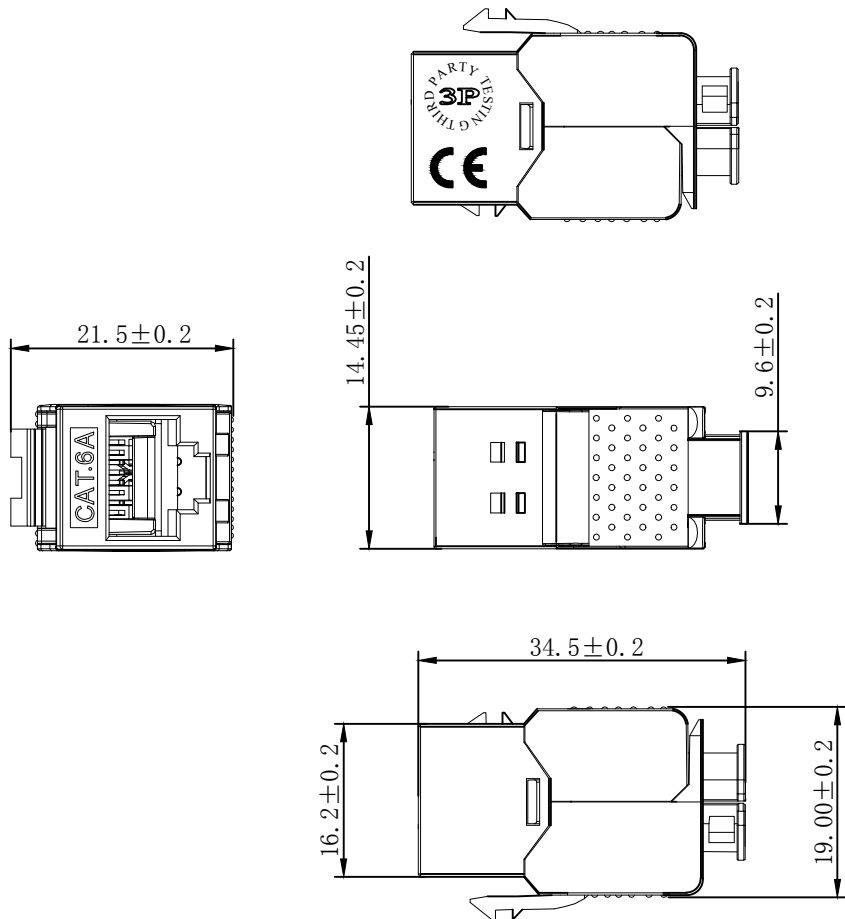
NOTE:

1. Suitable for copper and fiber optic technology
2. Expandable for installation on DIN rails with optional accessories (S216385)
3. Cable input and cable output with cable management and dust-proof foam
4. Protection type: IP20
5. RoHS3.0 AND REACH COMPLIANT
6. Storage temperature : -20°C+80°C
7. Operation temperature: -10°C+60°C
8. Packing:1pc/Box+label

MATERIAL LIST:

④	Panel	12port for RJ45 Keystone modules SPCC T=1.0MM with plastic powder cladding	1	
③	Push and pull buckle	BLACK	4	
②	Top Cover	SPCC T=1.0MM with plastic powder cladding	1	
①	Bottom Panel	SPCC T=1.0MM with plastic powder cladding	1	
NO.	PARTS NAME	SPECIFICATION DESCRIPTION	QT'Y	REMARK
		NEW	2023-03-27	A
BY	CHK	REVISION RECORD MODIFICATIONS	DATE	REV.

SYNERGY21					
CUSTOMER		ITEM NO.		S216384	
PRODUCT NAME		manufacture country:		CHINA	UNIT MM
Consolidation Point Box		APPOBY		DATE	
DRAWNBY		CHECKBY		DATE	
SYNERGY21		SYNERGY21		SYNERGY21 2023-03-27	



NOTES:

ELECTRICAL:

1. Contact Resistance : 20MΩ MAX
2. Insulation Resistance : 500MΩ MIN @ 500V DC
3. Withstand Voltage : DC 1000V AC 700V RMS 60Hz, 1MIN
4. Compliance with Class EA up to 500 MHz to ISO/IEC 11801 Ed. 2. 2:2011-06
DIN EN 50173-1:2011-09
TIA/EIA-568-C. 2 (2009-08)
IEC 60603-7 Ed. 1 (12/2008)

5. 3P Certification Attestation of Conformity ISO/IEC, EN & TIA Screened Class EA / Category 6A Two Connector Channel

ENVIRONMENTAL:

1. Storage temperature : -40° T0+70°
2. Operation temperature : -10° to+60°

MECHANICAL

1. SHIELD MATERIAL: ZINC ALLOY (Silver)
2. IDC MATERIAL: PC TERMINAL:PHOSPHOR BRONZE, TIN PLATING
3. RJ45 Contact Life: 750 Times Min
4. Plug inforce:<30N
5. Solid cable:1/22AWG (0. 65MM)-1/26AWG (0. 40MM) ID:1. 05MM-1. 5MM
6. Cable OD: 5. 0mm-8. 0mm
7. PoE per IEEE 802. 3af, PoE+ per IEEE 802. 3at
8. 360° Shield connection

Packing: 1pc/PE Bag + Label

RoHS 2.0 and REACH Compliant

MATERIAL LIST:


⑦	MODULAR COVER	PC White	1	
⑥	RJ 45 JACK INSERT	PHOSPHOR BRONZE 8P8C GOLD PLATED	8	
⑤	PCB	1.2mm UL 94V0	1	
④	IDC BODY	PC White	1	
③	IDC PIN	PHOSPHOR BRONZE & TINNED	8	
②	LABEL COLOR CODE	T568A/B	2	
①	IDC TERMINAL	FOR 22-26AWG (0. 40mm-0. 65mm) CABLE	1	

NO	PARTS NAME	SPECIFICATION STANDARD	QT' Y	REMARK
		Alter the Compliance, adding the 3P Certification		2021-11-24 A1
		NEW		2020-02-21 A
BY	CHK	REVISION RECORD MODIFICATIONS		DATE REV.


SYNERGY 21					
CUSTOMER	ITEM NO.	S216364			
PRODUCT NAME	CAT. 6A STP KEYSTONE JACK	manufacture country:	china	UNIT	MM
DRAWNBY	CHECKBY	APPOBY	DATE		
SYNERGY 21	SYNERGY 21	SYNERGY 21	2020-02-21		

Montageanweisung


Cat.6A UTP/STP Keystone jack



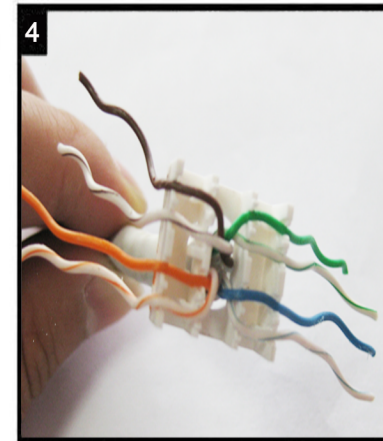
Außenmantel des Verlegekabels ca.4 cm abnehmen und Gesamtschirmung nach hinten ziehen.
Strip off approx. 4 cm of the cable jacket and fold total shield back over it.



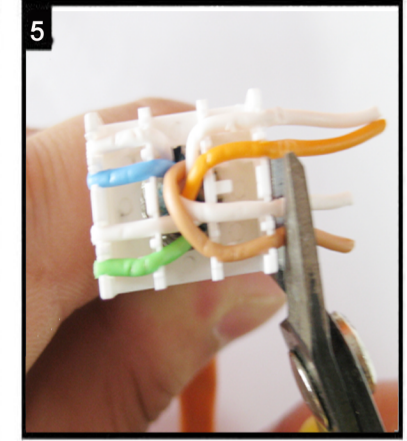
Paarfolie entfernen.
Remove pair shielding.




Der Kabelsortierer verfügt über beide Farbcodes(568A/B).Wählen Sie den entsprechenden Farbcode.
Please choose colour code 568A or B according your application.




Kabel einführen und die einzelnen Adern nach der von Ihnen gewählten Belegungsvariante in den Kabelsortierer einführen.
Insert the cable into the termination cap and fan out all four twisted pairs following the colour code printed on the termination cap. Make sure that all conductors are in the proper slot.




Überstehende Adern abschneiden.
Trim the ends of the conductors.




Den Sortierer in Pfeilrichtung in das Modul einsetzen.Bitte Pfeilrichtung beachten!
Install the termination cap in direction of arrow into the Keystone Jack.



Die Montageklappen schließen -mit diesem Vorgang wird das Modul kontaktiert.
Press both covers of the Keystone Jack to contact the cable.



Über die Ansteuerung nochmals kontrollieren und schließen.
Control the operation and close the Keystone Jack finally.



Das Modul mit dem Kabelbinder zugentlasten und die Schirmschelle fixieren.
Use cable tie for strain relief and to fix the shielding clamp.

Oder mit kabel binder die zugentlastung zu fixieren.
Or cable tie to fix the strain relief.