








DataSheet SIGLENT Series Probe



Passive Probe

Parameter \ Model	PB470	PP510	PP215	PP430
				
Attenuation Rate	1 X/10 X	1 X/10 X	1 X/10 X	1 X/10 X
Bandwidth	1 X: DC-6 MHz 10 X: DC-70 MHz	1 X: DC-6 MHz 10 X: DC-100 MHz	1 X: DC-6 MHz 10 X: DC-200 MHz	1 X: DC-6 MHz 10 X: DC-300 MHz
Input Impedance	1 M Ω /10 M Ω	1 M Ω /10 M Ω	1 M Ω /10 M Ω	1 M Ω /10 M Ω
Input Capacitance	1 X: 85 pF-120 pF 10 X: 18 pF-22 pF	1 X: 85 pF-120 pF 10 X: 18 pF-22 pF	1 X: 85 pF-120 pF 10 X: 16 pF-20 pF	1 X: 46 pF 10 X: 12 pF
Compensation Range	15 pF-45 pF	10 pF-30 pF	10 pF-35 pF	10 pF-35 pF
Input Voltage	1 X: <300 Vpp 10 X: <600 Vpp	1 X: <300 Vpp 10 X: <600 Vpp	1 X: <300 Vpp 10 X: <600 Vpp	1 X: <300 Vpp 10 X: <600 Vpp
Operation Temp	-15 $^{\circ}$ C -75 $^{\circ}$ C	-15 $^{\circ}$ C -75 $^{\circ}$ C	-15 $^{\circ}$ C -75 $^{\circ}$ C	-15 $^{\circ}$ C -40 $^{\circ}$ C
Cable Length	120 cm	120 cm	120 cm	120 cm
Weight	50 g	50 g	50 g	50 g






Parameter	PB925	SP2030A
		
Attenuation Rate	10 X	10 X
Bandwidth	DC-250 MHz	DC-300 MHz
Input Impedance	10 M Ω	10 M Ω \pm 2%
Input Capacitance	16 pF	12 pF
Compensation Range	10 pF-35 pF	9 pF-25 pF
Input Voltage	< 600 V CAT III <1000 V CAT II	< 600 V DC+Peak AC
Operation Temp	0 $^{\circ}$ C -50 $^{\circ}$ C	0 $^{\circ}$ C -50 $^{\circ}$ C
Cable Length	120 cm	130 cm
Weight	55 g	55 g

Current Probe


Parameter	Model	CP4020	CP4050	CP4070	CP4070A
					
Bandwidth		DC-100 kHz	DC-1 MHz	DC-150 kHz	DC-300 kHz
Rise time		≤3.5 μS	≤0.35 μS	≤2.3 μS	≤1.2 μS
Max.effective value of AC		20 Arms	50 Arms	70 Arms	70 Arms
Peak-Peak Value		60 A	140 A	200 A	200 A
Range Switch		50 mV/A; 5 mV/A	500 mV/A; 50 mV/A	50 mV/A; 5 mV/A	100 mV/A; 10 mV/A
DC Accuracy		±2% (0.4 A-10 ApK) at 50 mV/A ±2% (1 A-60 ApK) at 5 mV/A	±3%±20 mA (20 mA-14 ApK) at 500 mV/A; ±4%±200 mA (200 mA-100 ApK) at 50 mV/A; ±15% max (100 A-140 ApK) at 50 mV/A	±2% (0.4 A-10 ApK) at 50 mV/A ±2% (1 A-200 ApK) at 5 mV/A	±3%±50 mA (50 mA-10 ApK) at 100 mV/A; ±4%±50 mA (500 mA-40 ApK) at 10 mV/A; ±15% max (40 A-200 ApK) at 10 mV/A
Power Supply		9 V battery			
Max. rated voltage to earth		300 V CAT III 600 V CAT II			
Conductor Size		10.3 mm	10.3 mm	10.3 mm	11 mm
Cable Length		200 cm	100 cm	100 cm	100 cm
Weight		310 g	310 g	310 g	260 g

Parameter	Model	CP5030	CP5030A	CP5150	CP5500
					
Bandwidth		DC-50 MHz	DC-100 MHz	DC-12 MHz	DC-5MHz
Rise time		≤7 nS	≤3.5 nS	≤29 nS	≤70nS
Max.effective value of AC		30 Arms	30 Arms	150 Arms	500 Arms
Peak-Peak Value		50 A	50 A	300 A	750 A
Range		5 A (1 X)/ 30 A (10 X)	5 A (1 X) / 30 A (10 X)	30 A (1X)/150 A(10 X)	75 A (1 X)/500 A(10 X)
Overload Value		5 A (≥5 A) 30 A (≥50 A)	5 A (≥5 A) 30 A (≥50 A)	30 A(≥30 A) 150 A (≥300 A)	75 A (≥50 A) 500 A (≥500 A)
Current Transfer Ratio		5 A (1 V/A) 30 A (0.1 V/A)	5 A (1 V/A) 30 A (0.1 V/A)	30 A (0.1 V/A) 150 A (0.01 V/A)	75 A (0.1 V/A) 500 A (0.01 V/A)
Measurement Resolution		5 A (1 mA) 30 A (10 mA)	5 A (1 mA) 30 A (10 mA)	30 A (5 mA) 150 A (50 mA)	75 A (5 mA) 500 A (50 mA)
DC Accuracy		5 A (±1%±1 mA) 30 A (±1%±10 mA)	5 A (±1%±1 mA) 30 A (±1%±10 mA)	30 A (±1%±10 mA) 150 A (±1%±100 mA)	75 A (±1%±10 mA) 500 A (±1%±100 mA)
Power Supply		DC 12 V/1.2 A			
Max. rated voltage to earth		300 V CAT III		300 V CAT III 600 V CAT II	
Conductor Diameter Max.		5 mm		20 mm	
Cable Length		1 m		1.5 m	
BNC Length		100 cm			
Weight		240 g		500 g	510 g



High Voltage Differential Probe


Parameter	Model	DPB5150	DPB5150A	DPB5700	DPB5700A	DPB4080
						
Bandwidth		DC-70 MHz	DC-100 MHz	DC-70 MHz	DC-100 MHz	DC-50 MHz
Rise time		≤5 ns	≤3.5 ns	≤5 ns	≤3.5 ns	≤7 ns
DC Accuracy		±2%	±2%	±2%	±2%	±1%
Attenuation Ratio		50 X/500 X				
Max Differential Test Voltage (DC + Peak AC)		50 X: 150 V 500 X: 1500 V		100 X: 700 V 1000 X: 7000 V		10 X: 80 V 100 X: 800 V
Max input common Mode voltage (voltage-to-earth Vrms)		600 V CATIII 1000 V CATII		1000 V CATIII 2300 V CATII		800 Vrms
Input Impedance	Single-ended to ground	5 MΩ	5 MΩ	20 MΩ	20 MΩ	27 MΩ
	Two inputs	10 MΩ	10 MΩ	40 MΩ	40 MΩ	54 MΩ
Input Capacitance	Single-ended to ground	< 4 pF	< 4 pF	<5 pF	<5 pF	<2.3 pF
	Two inputs	< 2 pF	< 2 pF	< 2.5 pF	< 2.5 pF	< 1.2 pF
CMRR	DC	> 80 dB	> 80 dB	> 80 dB	> 80 dB	> 80 dB
	100kHz	> 60 dB	> 60 dB	> 60 dB	> 60 dB	> 60 dB
	1MHz	> 50 dB	>50 dB	> 50 dB	> 50 dB	> 50 dB
Noise (Vrms)		50 X: <50 mV 500 X: <50 mV		100 X: < 200 mV 1000 X: < 1.2 V		Null
Propagation Delay		18 ns±1 ns				
Bandwidth limit		≥-3 dB@5 MHz				Null
Differential overvoltage Detection level		50 X: ≥150 V 500 X: ≥1500 V		100 X: ≥700 V 1000 X: ≥7000 V		Null
Overload indicator(red light)		Yes				Null
Overload Alarm		Yes (Can shut up manually)				Null
Automatic Save		Yes				Null
Offset Setting function		Yes (Set in test mode)				Null
Terminate Load		1 MΩ				Null
Power Supply		USB 5 V/1 A Adapter				9 V DC Power
Probe body dimensions		195*65*28 mm				165*69*26 mm
Probe body weight		Approx 188 g		Approx 190 g		Approx 500 g

High Voltage Probe


Parameter	Model	HPB4010
		
Bandwidth		DC-40 MHz
Rise time		≤7 nS
Max. Measurement Voltage		DC: 0~10 KV DC AC: pulse ≤ 20 KV peak to peak; sine wave ≤ 7 KV rms
Single / Noise		DC≥60 dB(1 KHz),≥50 dB(1 MHz)
Attenuation Ratio		1:1000
Input Impedance		100 MΩ±1%
Input Capacitance		3.0 pF±0.5 pF
Compensation Range		5 pF~50 pF
Cable length		2.0 meter (±0.2 M)
Temperature Coefficient		≤200 PPM/°C
Accuracy	DC	±2% (DC to 10 KV) ±3% (Above 10 KV)
	AC	±3% (1 KHz/1 KV) -3 dB 50 MHz
Operating Temperature		0~50 °C
Storage Temperature		-20~+70 °C
Weight / Volume		250 g/Φ75×340 mm

Logic Probe

Parameter	Model	SPL2016	Parameter	Model	SPL1016
					
Channels		16	Channels		16
Input Impedance		100 K Ω 18 PF	Input Impedance		100 K Ω 8 pF
Max. Input Voltage		\pm 50 V peak	Max. Input Voltage		\pm 20 V peak
Threshold Groupings		Pod 2: D15-D8 Pod 1: D7-D0	Threshold Groupings		Pod 2: D15-D8 Pod 1: D7-D0
Threshold Selections		TTL (1.5 V), COMS (2.5 V), 3.3 V_LVCOMS (1.65 V), 2.5 V_LVCOS (1.25 V)	Threshold Selections		TTL (1.5 V), COMS (2.5 V), 3.3 V_LVCOMS (1.65 V), 2.5 V_LVCOS (1.25 V)
User defined threshold range		\pm 3 V in 10 mv steps	User defined threshold range		\pm 3 V in 10 mv steps
Threshold Accuracy		\pm (3%*Threshold+200 mv)	Threshold Accuracy		\pm (3%*Threshold+150 mv)
Input Dynamic Range		\pm 20 V	Input Dynamic Range		\pm 10 V
Min. Input Voltage Swing		800 mVp	Min. Input Voltage Swing		800 mVpp
Max. Input Frequency		Probe: 150 MHz Line: 50 MHz	Max. Input Frequency		60 MHz
Min. Detectable Pulse Width		3.3 ns	Min. Detectable Pulse Width		8.3 ns
Channel Skew		\pm (1 digital sample interval)	Channel Skew		\pm (1 digital sample interval)

Parameter	Model	SPL1008
		
Channels		8
Input Impedance		100 K Ω 18 PF
Working Voltage		\pm 5 Vpp
Non-destructive Voltage		\pm 40 Vpp
User defined threshold range		-3 V~3 V
Threshold Selections		TTL (1.5 V), COMS (1.65 V), 3.3 V_LVCOMS (1.65 V), 2.5 V_LVCOS (1.25 V)
Threshold Accuracy		\pm 400 mV
Delay Window		600 mVpp
Min. Input Voltage Swing		800 mVpp
Input level Limit		TTL (0 V \leq VL \leq 0.8 V;2.4 V \leq VH \leq 5 V) CMOS (0 V \leq VL \leq 1.5 V;3.5 V \leq VH \leq 5 V) 3.3 V_LVCOMS (0 V \leq VL \leq 0.7 V;2 V \leq VH \leq 3.3 V) 2.5 V_LVCOMS (0 V \leq VL \leq 0.7 V;1.7 V \leq VH \leq 2.5 V)
Cable length		80 CM \pm 2 CM
Max. Data rate		120 Mbps
Timing sampling rate		500 Mbps
Status sampling rate		60 Mbps
Minimum input slew rate		75 mV/ μ S
Plus Width Resolution		TTL: 15 nS CMOS: 15 nS LVCMOS 3.3V: 15 nS

Near Field Probe

Parameter \ Model	SRF5030-1	SRF5030-2	SRF5030-3	SRF5030-4
				
Frequency Range	30 MHz to 3 GHz	30 MHz to 3 GHz	30 MHz to 2 GHz	30 MHz to 3 GHz
Resolution	25 mm	10 mm	5 mm	2 mm
Application	<p>It can be used at a distance of up to 10 cm from the units. The probe detects the spatial distribution of HF magnetic fields in devices and assemblies and allows the user to draw conclusions with regard to disturbance emissions.</p> <p>Frequency range: 30 MHz to 3 GHz</p>	<p>It is suitable for measurements up to 3 cm. Interference sources can be localized by detecting the distribution and orientation of the field, therefore enabling a more exact use of higher resolution probes.</p> <p>Frequency range: 30 MHz to 3 GHz</p>	<p>It is suitable for measurements up to 3 cm. Interference sources can be localized by detecting the distribution and orientation of the field, therefore enabling a more exact use of higher resolution probes.</p> <p>Frequency range: 30 MHz to 3 GHz</p>	<p>It is designed for the detection of magnetic fields which are emitted vertically from the surface of PCBs and is thus ideal for investigating current loops. The probe allows the measurement in confined board areas (between large controller components, for example - resolution approx. 2 mm).</p> <p>Frequency range: 30 MHz to 3 GHz</p>

DataSheet SIGLENT Series Probe



About SIGLENT

SIGLENT is an international high-tech company, concentrating on R&D, sales, production and services of electronic test & measurement instruments.

SIGLENT first began developing digital oscilloscopes independently in 2002. After more than a decade of continuous development, SIGLENT has extended its product line to include digital oscilloscopes, function/arbitrary waveform generators, digital multimeters, DC power supplies, spectrum analyzers, isolated handheld oscilloscopes and other general purpose test instrumentation. Since its first oscilloscope, the ADS7000 series, was launched in 2005, SIGLENT has become the fastest growing manufacturer of digital oscilloscopes. We firmly believe that today SIGLENT is the best value in electronic test & measurement.

Headquarter:

SIGLENT TECHNOLOGIES CO., LTD.
Add: Blog No.4 & No.5, Antongda Industrial Zone, 3rd Liuxian Road, Bao'an District, Shenzhen, 518101, China.
Tel: + 86 755 3661 5186
Fax: + 86 755 3359 1582
Email: sales@siglent.com;
Website: <http://www.siglent.com/ens/>

USA:

SIGLENT Technologies America, Inc
6557 Cochran Rd Solon, Ohio 44139
Tel: 440-398-5800
Toll Free: 877-515-5551
Fax: 440-399-1211
Email: info@siglent.com
Website: www.siglentamerica.com

Europe:

SIGLENT TECHNOLOGIES EUROPE GmbH
ADD: Liebigstrasse 2-20, Gebaeude 14,
22113 Hamburg Germany
Tel: +49(0)-819-95946
Fax: +49(0)-819-95947
Email: info-eu@siglent.com
Website: www.siglenteu.com

Follow us on
Facebook: SiglentTech

