

NOTES:

ELECTRICAL:

1. Contact Resistance : 20MΩ MAX
2. Insulation Resistance : 500MΩ MIN @ 500V DC
3. Withstand Voltage : DC 1000V AC 700V RMS 60Hz, 1MIN
4. Compliance with Class EA up to 500 MHz to ISO/IEC 11801 Ed. 2. 2:2011-06
DIN EN 50173-1:2011-09
TIA/EIA-568-C. 2 (2009-08)
IEC 60603-7 Ed. 1 (12/2008)

5. 3P Certification Attestation of Conformity ISO/IEC, EN & TIA Screened Class EA / Category 6A Two Connector Channel

ENVIRONMENTAL:

1. Storage temperature : -40° T0+70°
2. Operation temperature : -10° to+60°

MECHANICAL

1. SHIELD MATERIAL: ZINC ALLOY (Silver)
2. IDC MATERIAL: PC TERMINAL:PHOSPHOR BRONZE, TIN PLATING
3. RJ45 Contact Life: 750 Times Min
4. Plug inforce:<30N
5. Solid cable:1/22AWG (0. 65MM)-1/26AWG (0. 40MM) ID:1. 05MM-1. 5MM
6. Cable OD: 5. 0mm-8. 0mm
7. PoE per IEEE 802. 3af, PoE+ per IEEE 802. 3at
8. 360° Shield connection

Packing: 1pc/PE Bag + Label

RoHS 2.0 and REACH Compliant

MATERIAL LIST:


⑦	MODULAR COVER	PC White	1	
⑥	RJ 45 JACK INSERT	PHOSPHOR BRONZE 8P8C GOLD PLATED	8	
⑤	PCB	1.2mm UL 94V0	1	
④	IDC BODY	PC White	1	
③	IDC PIN	PHOSPHOR BRONZE & TINNED	8	
②	LABEL COLOR CODE	T568A/B	2	
①	IDC TERMINAL	FOR 22-26AWG (0. 40mm-0. 65mm) CABLE	1	

NO	PARTS NAME	SPECIFICATION STANDARD	QT' Y	REMARK
		Alter the Compliance, adding the 3P Certification		2021-11-24 A1
		NEW		2020-02-21 A
BY	CHK	REVISION RECORD MODIFICATIONS	DATE	REV.


SYNERGY 21					
CUSTOMER	ITEM NO.	S216364			
PRODUCT NAME	CAT. 6A STP KEYSTONE JACK	manufacture country:	china	UNIT	MM
DRAWNBY	CHECKBY	APPOBY	DATE		
SYNERGY 21	SYNERGY 21	SYNERGY 21	2020-02-21		

Montageanweisung


Cat.6A UTP/STP Keystone jack



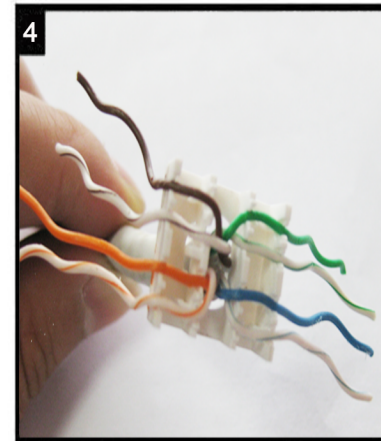
Außenmantel des Verlegekabels ca.4 cm abnehmen und Gesamtschirmung nach hinten ziehen.
Strip off approx. 4 cm of the cable jacket and fold total shield back over it.




Paarfolie entfernen.
Remove pair shielding.




Der Kabelsortierer verfügt über beide Farbcodes(568A/B).Wählen Sie den entsprechenden Farbcode.
Please choose colour code 568A or B according your application.




Kabel einführen und die einzelnen Adern nach der von Ihnen gewählten Belegungsvariante in den Kabelsortierer einführen.
Insert the cable into the termination cap and fan out all four twisted pairs following the colour code printed on the termination cap. Make sure that all conductors are in the proper slot.




Überstehende Adern abschneiden.
Trim the ends of the conductors.




Den Sortierer in Pfeilrichtung in das Modul einsetzen.Bitte Pfeilrichtung beachten!
Install the termination cap in direction of arrow into the Keystone Jack.



Die Montageklappen schließen -mit diesem Vorgang wird das Modul kontaktiert.
Press both covers of the Keystone Jack to contact the cable.

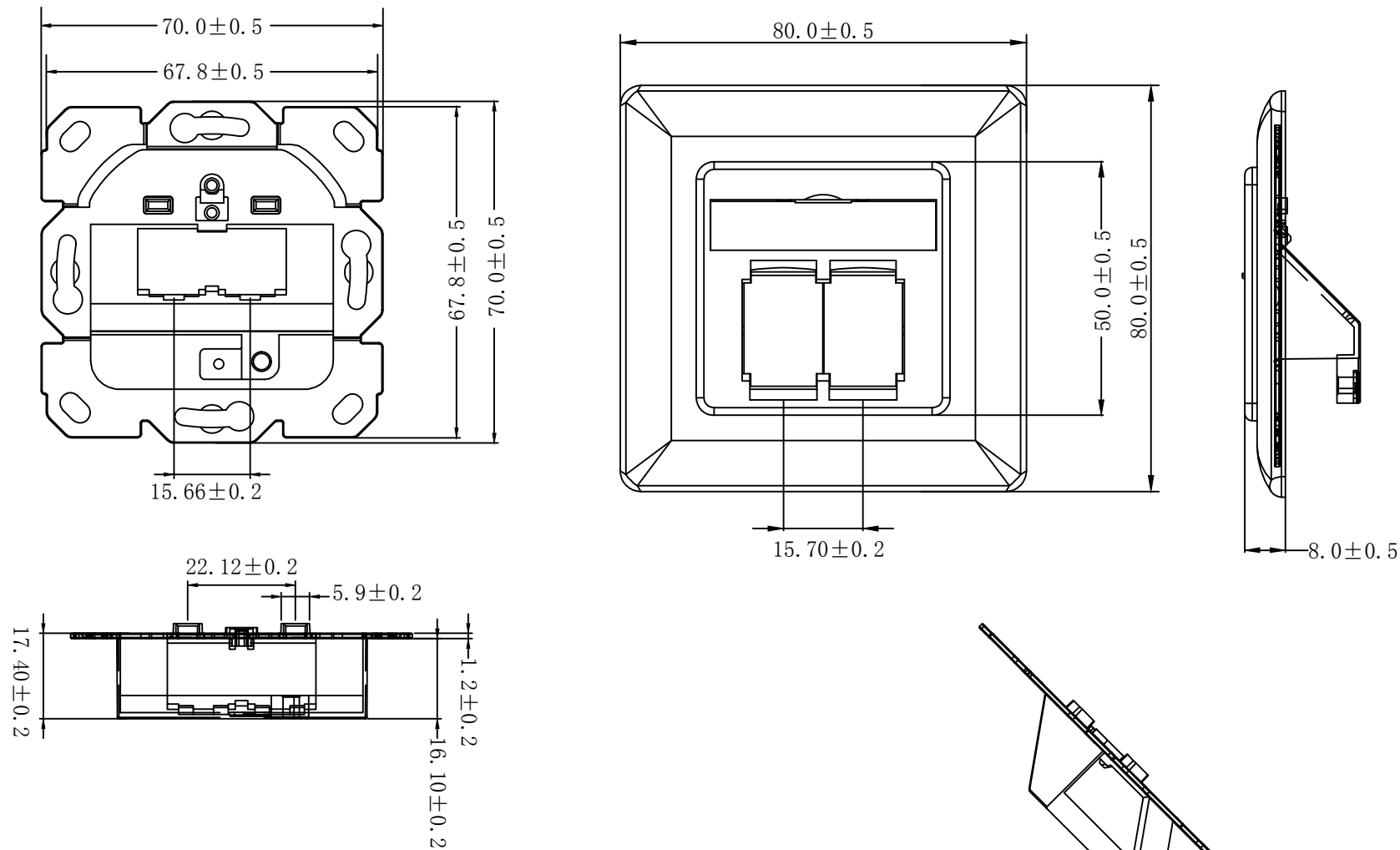


Ugr.die Anreterung nochmals kontrollieren und schließen.
Control the operation and close the Keystone Jack finally.



Das Modul mit dem Kabelbinder zugentasten und die Schirmschelle fixieren.
Use cable tie for strain relief and to fix the shielding clamp.

Oder mit kabel binder die zugentfasung zu fixieren.
Or cable tie to fix the strain relief.



Chart

ITEM NO.	COLOUR
S216359	RAL9010
	RAL1013
	RAL9003

Designable
 Suitable for central plate of the Germany Company Busch
 Jaeger and Jung
 Outlet Housing: ABS /UL94V2
 Outlet Base: ABS /UL94V2
 Keystone jack Module width cannot be greater than 16mm
 RoHS 2.0 and Reach Compliant
 PACKING: 1PCS/ PE BAG

SYNERGY 21					
CUSTOMER		ITEM NO.	See The Chart		
PRODUCT NAME	Face plate 2 port Designable	manufacture country	China	UNIT	MM
NEW	2020-02-18	A	DRAWNBY	CHECKBY	APPOBY
DATE	REV.	SYNERGY 21	SYNERGY 21	SYNERGY 21	2020-02-18

BY	CHK	REVISION RECORD MODIFICATIONS