


NOTE:

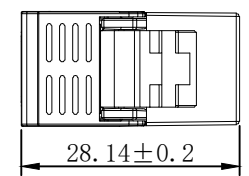
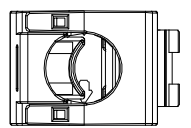
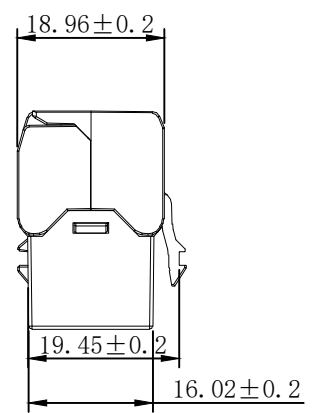
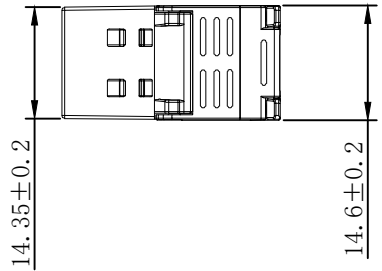
1. PANEL FRAME:SPCC CARBON STEEL T=1.2MM POWDER COATING
 2. PANEL BRACKET SPCC NICKEL PLATING
 3. For UNO ITEM NO. 227232 227631 227222 227121 227621 227641 227221 keystone Jack(Apply to the keystone jack which the width less than 17.4mm)
 4. BODY COLOR: Gray RAL 7035 "1 2 3.....12" Color: black Font : Arial H:4.4MM
 5. Accessory:
 1. Cable Tie(75X1.9mm) *12pcs
 2. expanded screw X 2 Set
- ROHS2.0 AND REACH COMPLIANT

SYNERGY 21[®]

"SYNERGY 2  " for black printing The pantone of Color is black c

"1" for blue printing The pantone of Color is 298C

SYNERGY 21										
					CUSTOMER		ITEM NO.	S216335		
		UPDATE PACKING TYPE	2018-03-20	A1	PRODUCT NAME	Mini 12 ports desktop blank Patch panel Toolless	manufacture country:	CHINA	UNIT	MM
		NEW	2016-01-15	A	DRAWNBY	CHECKBY	APPOBY	DATE		
BY	CHK	REVISION RECORD MODIFICATIONS	DATE	REV.	SYNERGY 21	SYNERGY 21		2018-03-20		



NOTE:

ELECTRICAL

- Contact Resistance :200Ω MAX
- Insulation Resistance :500Ω MIN @ 500V DC
- Withstand Voltage :DC 1000V AC 700V RMS 60Hz, 1MIN

ENVIRONMENTAL:

Storage : -40°C TO+70°C
 Operation: -10°C TO+60°C

MECHANICAL

- SHIELD MATERIAL:ZINC ALLOY (Silver)
- IDC MATERIAL:PC UL94V0 TERMINAL: PHOSPHOR BRONZE, TIN PLATING
- RJ45 Contact Life:750 Times Min
- Plug inforce:<30N
- Solid cable:1/22AWG(0.65MM)-1/24AWG(0.45MM) ID:0.8MM-1.6MM
- Cable OD:5.0mm-8.5mm
- PoE per IEEE 802.3af,PoE+per IEEE 802.3at

Fluke Test:Permanent Link ISO 11801 (PL 2)Class Ea
 RoHS 3.0 and REACH Compliant
 Packing:1pc+copper foil/PE bag+label

MATERIAL LIST:

⑦	IDC TERMINAL	FOR 22-24AWG (0.45mm-0.65mm) CABLE	1	
⑥	LABEL COLOR CODE	T568A/B	2	
⑤	IDC PIN	PHOSPHOR BRONZE & TINNED	8	
④	IDC BODY	FIREPROOF/PC UL 94V0	1	
③	PCB	1.2mm UL 94V0	1	
②	RJ-45 JACK INSERT	PHOSPHOR BRONZE 8P8C GOLD PLATED	8	
①	MODULAR COVER	ZINC ALLOY	1	
NO.	PARTS NAME	SPECIFICATION DESCRIPTION	QT'Y	REMARK
		NEW	2022-09-30	A
BY	CHK	REVISION RECORD MODIFICATIONS	DATE	REV.

SYNERGY21

CUSTOMER		ITEM NO.	S216380		
PRODUCT NAME	CAT. 6A FTP KEYSTONE JACK	manufacture country:	CHINA	UNIT	MM
DRAWNBY	CHECKBY	APPOBY	DATE		
SYNERGY21	SYNERGY21	SYNERGY21	2022-09-30		

Installationsanleitung/Installation guide

Keystone Jack



①.Stripping 4cm of sheath.



②.foldback braided and drained wire.




③.paste copper foil on the braided and ground wire and cut off the excess weave and the ground wire



④.4.Fan out all four twisted pairs, allocate each by following colorcoding label




⑤.Across the holde by the color marks of T568A or T568B



⑥. allocate each conductor into proper slots on wiring cap by following color coding



⑦.Trim the theends of conductors.



⑧.install the termination cap in direction of arrow into the keystone jack



⑨.press both covers of the keystone jack to contact the cable



⑩.Press down the retainer for 360 degree shielding