

NOTES:

ELECTRICAL:

- 1. Contact Resistance : 20MΩ MAX
- 2. Insulation Resistance : 500MΩ MIN @ 500V DC
- 3. Withstand Voltage : DC 1000V AC 700V RMS 60Hz, 1MIN
- 4. Compliance with Class I up to 2000 MHz to ISO/IEC 11801-1:2017 (Ed.1.0) and IEC60603-7

ENVIRONMENTAL:

- 1. Storage Temperature : -40℃~+70℃
- 2. Operation Temperature : -10℃~+60℃

MECHANICAL

- 1. RJ45 Contact Life: 750 Times Min
- 2. Plug inforce: < 30N
- 3. Solid cable: 1/22AWG(0.65MM)-1/26AWG(0.4MM) ID: 1.1MM-1.6MM
- 4. Stranded cable:22/7-26/7AWG ID: 1.1MM-1.6MM
- 5. Cable OD:6.0mm-8.5mm
- 6. PoE per IEEE 802.3af, PoE+per IEEE 802.3at, PoE++per IEEE 802.3bt

Packing: 1pc/PE bag+label

RoHS 2011/65/EU and amendment directives (EU) 2015/863 compliant;REACH 1907/2006/EC compliant.

Accessories:

- Instruction Sheet \*1pc/inner box
- Cable Tie\*1Pc
- copper foil \*1pc

MATERIAL LIST:


⑧	HOUSING	Zinc alloy	1	
⑦	MODULAR COVER	PC White	1	
⑥	RJ 45 JACK INSERT	PHOSPHOR BRONZE 8P8C GOLD PLATED	1	
⑤	PCB	1.2mm UL 94V0	1	
④	IDC BODY	PC White	1	
③	IDC PIN	PHOSPHOR BRONZE & TINNED	8	
②	LABEL COLOR CODE	T568A/B	2	
①	IDC TERMINAL	FOR 22-26AWG(0.40mm-0.65mm) CABLE	1	
NO.	PARTS NAME	SPECIFICATION DESCRIPTION	QT'Y	REMARK
		NEW	2024-03-01	A
BY	CHK	REVISION RECORD MODIFICATIONS	DATE	REV.

SYNERGY 21


CUSTOMER		ITEM NO.	S216378V2		
PRODUCT NAME	CAT.8.1 STP KEYSTONE JACK	manufacture country:	CHINA	UNIT	MM
DRAWNBY	CHECKBY	APPOBY	DATE		
SYNERGY 21	SYNERGY 21	SYNERGY 21	2024-03-01		

# Montageanweisung


## UTP/STP Keystone jack



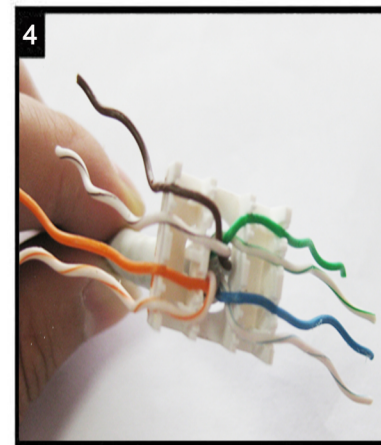
Außenmantel des Verlegekabels ca.4 cm abnehmen und Gesamtschirmung nach hinten ziehen.  
Strip off approx. 4 cm of the cable jacket and fold total shield back over it.



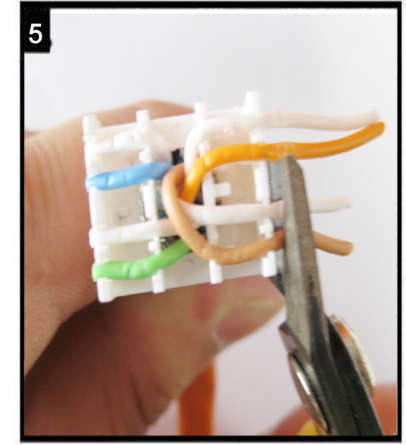
Paarfolie entfernen.  
Remove pair shielding.




Der Kabelsortierer verfügt über beide Farbcodes(568A/B).Wählen Sie den entsprechenden Farbcode.  
Please choose colour code 568A or B according your application.




Kabel einführen und die einzelnen Adern nach der von Ihnen gewählten Belegungsvariante in den Kabelsortierer einführen.  
Insert the cable into the termination cap and fan out all four twisted pairs following the colour code printed on the termination cap. Make sure that all conductors are in the proper slot.




Überstehende Adern abschneiden.  
Trim the ends of the conductors.




Den Sortierer in Pfeilrichtung in das Modul einsetzen.Bitte Pfeilrichtung beachten!  
Install the termination cap in direction of arrow into the Keystone Jack.



Die Montageklappen schließen -mit diesem Vorgang wird das Modul kontaktiert.  
Press both covers of the Keystone Jack to contact the cable.



Ugr.die Anreterung nochmals kontrollieren und schließen.  
Control the operation and close the Keystone Jack finally.



Das Modul mit dem Kabelbinder zugentasten und die Schirmschelle fixieren.  
Use cable tie for strain relief and to fix the shielding clamp.

Oder mit kabel binder die zugentfasung zu fixieren.  
Or cable tie to fix the strain relief.