

Layer 2 Lite Managed Network Switches

GWN7711(P) Series

The GWN7711(P) series are Layer 2 Lite managed network switches that allow small-to-medium businesses to build scalable, secure, and smart business networks that are easy to use and cloud manageable. They support VLAN for flexible and sophisticated traffic segmentation, QoS for prioritization of network traffic, IGMP Snooping for network performance optimization, and comprehensive security capabilities against potential attacks. The GWN7711P provides 4 PoE ports for smart dynamic PoE output to power IP phones, IP cameras, Wi-Fi access points and other PoE endpoints. This PoE-capable model also supports 24V DC passive PoE-out mode. The GWN7711(P) Series are easy to manage through the local web user interface and the cloud using the Grandstream Device Management System (GDMS). By supporting both desktop and wall-mount installation, these Layer 2 Lite switches are suitable for hotels, home offices, small-to-medium businesses, and more. Thanks to a comprehensive suite of customizable switching features, available 24V DC passive PoE mode, and easy cloud management, the GWN7711(P) series are the ideal managed network switches for small-to-medium sized deployments.



8 Gigabit Ethernet ports



Smart power control to support dynamic PoE/PoE+ power allocation per port for the PoE models



Supports Loop Detection, Cable Test and Port Mirror to quickly locate network faults



LED Indicators;
Per Port: Link/Activity/PoE power state
Per Device: Power



Whisper Quiet: fanless



Convenient and intelligent management through the Web UI and the cloud (GDMS)



Broadcast/Multicast/Unicast Storm Control to monitor traffic levels



Built-in QoS allows for prioritization of network traffic



GWN7711




GWN7711P

Network Protocol	IPv4, IEEE 802.3i, IEEE 802.3u, IEEE 802.3ab, IEEE 802.3x, IEEE 802.1p, IEEE 802.3af, IEEE 802.3at	
Gigabit Ethernet Ports	8	
PoE Out Ports	/	4
Power Supply	External 5VDC/0.6A	
PoE Output	/	<ul style="list-style-type: none"> Port 1-4 support 802.3af/at standard PoE out: <ul style="list-style-type: none"> Up to 30W per port PoE out , total 60W Power Budget Port 1-4 support 24VDC Passive mode via UI <ul style="list-style-type: none"> Port 1 (up to 30W): 24V 4pair VH mode 1.3A 4pair VH mode Pins: 1,2,4,5 (+) ; 3,6,7,8 (-) Port 2-4 (up to 15W): 24V 2pair mode, 0.65A 2pair normal mode Pins: 4,5 (+); 7,8 (-)
Max Total PoE Output Power	/	60W
Maximum Output Power per PoE Port	/	30W
Auxiliary Ports	1x Reset Pinhole	
Forwarding Mode	Store-and-forward	
Total non-blocking throughput	8Gbps	
Switching Capability	16Gbps	
Jumbo Frame	2K/3K/4K/5K/6K/7K/8//9K/12K/15K	
Forwarding Mode	11.9Mpps	
Packet Buffer	4Mb	
MAC	<ul style="list-style-type: none"> 8K MAC address capacity Support MAC address search 	
VLAN	<ul style="list-style-type: none"> 4K VLANs Port-based VLAN, 802.1Q VLAN 	
LAG	4	
Multicast	IGMP Snooping, Report Message Suppression	
QoS	<ul style="list-style-type: none"> Auto prioritization of the incoming port of the packet Priority Mapping Queue scheduling, including SP, WRR, WFQ Supports port priority, 802.1p priority and DSCP priority Bandwidth control Storm control Rate limit 	
DHCP	DHCP client	
Maintenance	Backup and restore, system reboot, factory reset, firmware upgrade, monitoring including port statistics, port mirroring, cable test and loop prevention, ping and pong watchdog	
Security	<ul style="list-style-type: none"> Storm control Port VLAN isolation Filtering MAC address Kensington Security Slot (Kensington Lock) support 	
Mounting	Desktop/Wall-mount	
LED Indicators	Per Port: Link/Activity - Green GWN7711P Port 1-4: PoE power state - Yellow Per Device: Power - Green	
Environmental	Operating Temperature: 0 to 40 °C (32 to 104 °F) Storage Temperature: -20 to 60 °C (-4 to 140 °F) Operating Humidity: 10% to 90% Non-condensing Storage Humidity: 10% to 90% Non-condensing	
Dimensions (LxWxH)	Unit: 164 x 80 x 30mm Package: 202 x 166 x 54mm	Unit: 190 x 100 x 28mm Package: 230 x 210 x 51mm
Enclosure	Plastic	Metal
Weight	Unit: 0.17kg Entire Package: 0.38kg	Unit: 0.44kg Entire Package: 0.92kg
Package Content	1x Switch, 1x QIG, 1x Power Adapter	
Compliance	FCC, CE, RCM, IC	

GWN7711(P) PoE & VLAN Feature

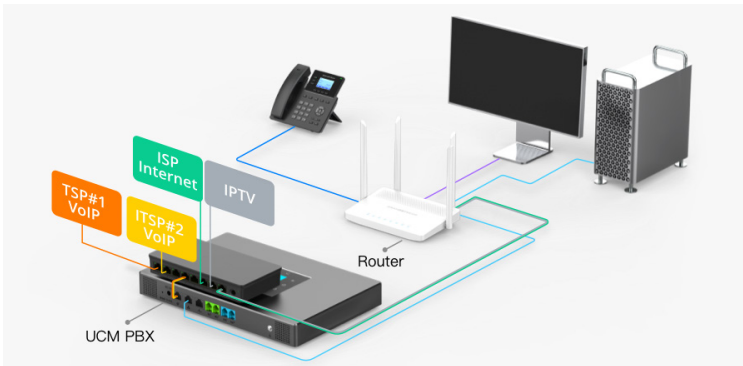
1. The switch will maintain PoE power supply during the soft restart to ensure data such as camera feeds are not lost.
2. Real-time dynamic display and control of PoE power to detect anomalies in a timely manner.
3. PoE port supports dynamic configuration for non-standard 24VDC and 802.3af/at to ensure the compatibility with various APs and cameras.
4. Supports port VLAN and 802.1Q VLAN, allowing users to flexibly divide VLANs according to the requirements.

Passive PoE output Mode

PINS	T568A Color	T568B Color	2-Pair	4-Pair
1	 white/green stripe	 white/orange stripe		DC +
2	 green solid	 orange solid		DC +
3	 white/orange stripe	 white/green stripe		DC -
4	 blue solid	 blue solid	DC +	DC +
5	 white/blue stripe	 white/blue stripe	DC +	DC +
6	 orange solid	 green solid		DC -
7	 white/brown stripe	 white/brown stripe	DC -	DC -
8	 brown solid	 brown solid	DC -	DC -

*4-Pair: power on pins 1,2,4,5(+) 3,6,7,8(-) *2-Pair: power on pins 4,5(+) 7,8(-)

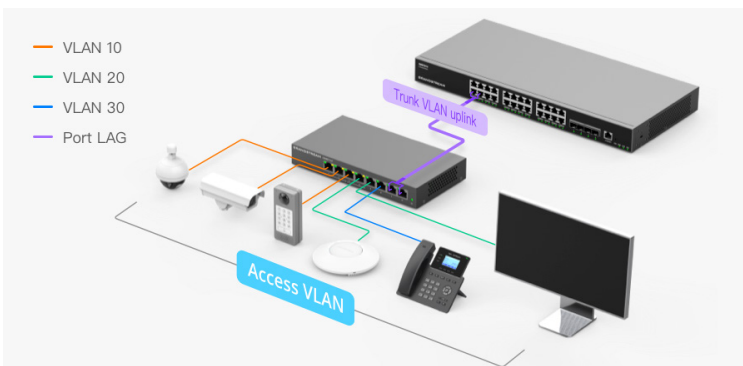
Deployment Case: 802.Q VLAN Trunk for Multi-Dedicated SIP Trunking



Using VLAN Trunking to merge multiple ITSP streams into a single port connecting to UCM, and merge Internet and IPTV into another port connecting to router and switch.

- Port 1:** Access VLAN 10 ITSP 1 SIP trunk
- Port 2:** Access VLAN 20 ITSP 2 SIP trunk
- Port 4:** Trunk VLAN(10/20) to UCM
- Port 6:** Access VLAN 30 Internet service
- Port 7:** Access VLAN 40 IPTV service
- Port 8:** Trunk VLAN(30/40) to Router

Deployment Case: PoE & VLAN Isolation for IP Camera



Use VLAN to isolate the IP Camera/Internet/IPTV traffic. Use link aggregation to increase upstream bandwidth.

- Port 1:** 24V/48V 4 Pair Passive PoE Camera
- Port 2:** 24V 2 Pair Passive PoE Camera
- Port 3:** 802.3af PoE IP Video Intercom System
- Port 4:** Wireless 802.3af PoE AP
- Port 5:** Network Equipment PC, printer, etc.
- Port 6:** GRP VoIP Phone, etc.
- Port 7-8:** Uplink Aggregation Group