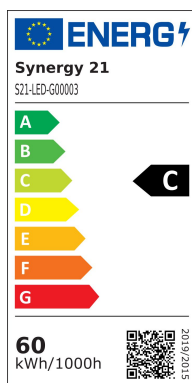


Synergy 21 LED HID Corn Retrofit E40 180° 60W nw



| | |
|----------------------------|------------|
| kwh/1000h: | 60,00 |
| Lumens: | 9000 |
| Watt: | 60,0 |
| Nominal Service Life: | 35000 Std. |
| Switching Cycles: | 50000 |
| Opt. Ambient Temperature.: | 25 °C |



E40 threaded base (E27 available on request)
Replacement for 250W HPS / MHL

LED: 294*SMD2835
Colour: neutral white, other light colours are available on request.
Kelvin: 4000K
CRI: >80
Beam angle: 180° and base rotatable by 350°
Wattage (W): 60
Lumen (Lm): 9000
Cover: milky
Dimmable: no
Voltage (V): 100-277VAC, 50/60Hz
Diameter: 92 mm
Total length: 275 mm
Protection class: IP64
Operating temperature: -40°~+60°C


Energy efficiency class: A+
kWh/1000h: 60

Attributes

| Attribute | Value |
|-----------------------|--------------|
| Abstrahlwinkel: | 180 |
| CRI: | >80 |
| Dimmbar: | nein |
| Lichtfarbe: | neutralweiss |
| Lichtfarbe in Kelvin: | 4500 |
| Lumen: | 9000 |
| Schutzklasse: | IP64 |
| Sockel: | E40 |
| Weight: | 1.02 Kg |
| Warranty: | 60.00 Months |

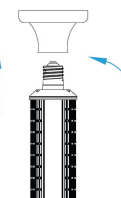
Additional Images

Features:



Installation:

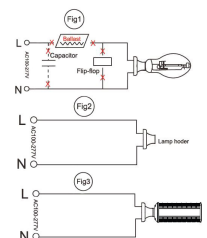
Lamp Installation



Step 1 | Fig1
Remove old ballast or disconnect from existing lamp holder. Remove and dispose of ballast in correct manner. (North America 100-277VAC)

Step 2 | Fig2
Reconnect directly to the existing lamp holder. (North America 100-277VAC)

Step 3 | Fig3
Install new LED replacement lamp. Please make sure the old fitting is correctly earth. (North America 100-277VAC)



Accessories

| Part No. | Name |
|----------|--|
| 117502 | Synergy 21 LED adapter for LED lamps E40->E40 long |