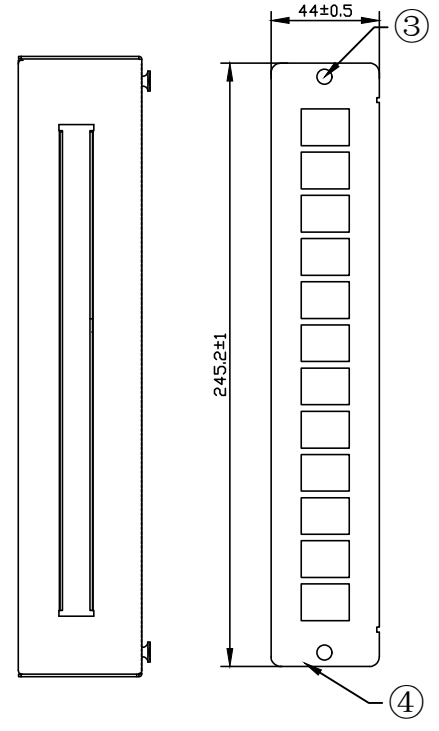
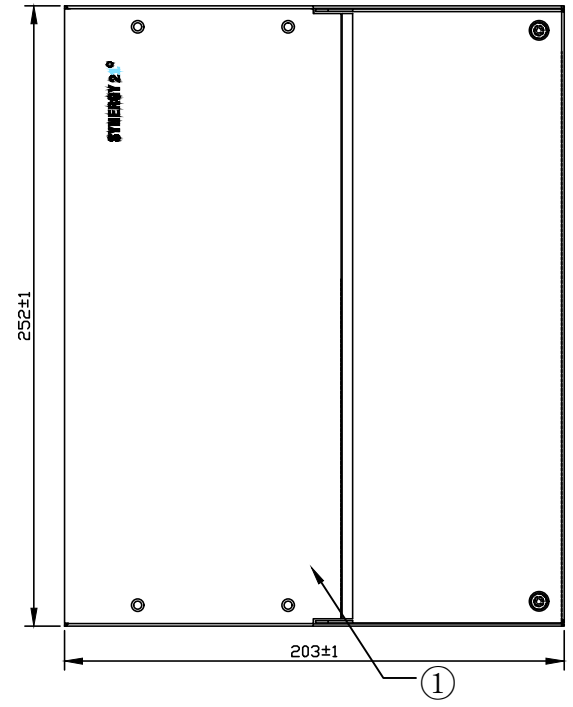
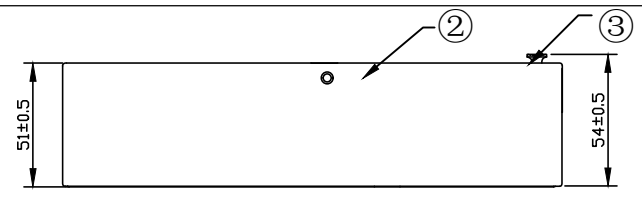


# SYNERGY 21<sup>®</sup>

"SYNERGY 2<sup>®</sup>" for black printing The pantone of Color is grey  
 "1" for blue printing The pantone of Color is 298C



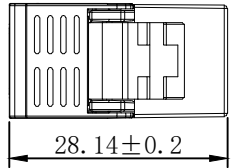
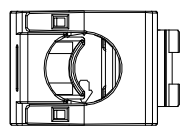
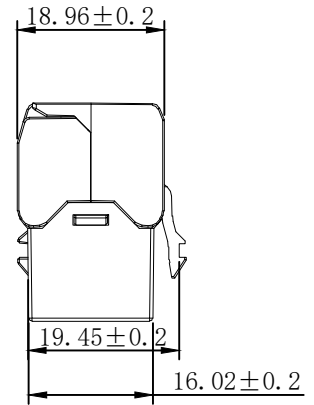
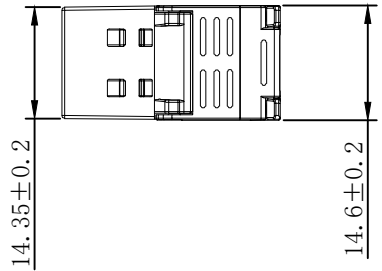
**NOTE:**

1. Suitable for copper and fiber optic technology
2. Expandable for installation on DIN rails with optional accessories (S216385)
3. Cable input and cable output with cable management and dust-proof foam
4. Protection type: IP20
5. RoHS3.0 AND REACH COMPLIANT
6. Storage temperature : -20°C+80°C
7. Operation temperature: -10°C+60°C
8. Packing:1pc/Box+label

**MATERIAL LIST:**

④	Panel	12port for RJ45 Keystone modules SPCC T=1.0MM with plastic powder cladding	1	
③	Push and pull buckle	BLACK	4	
②	Top Cover	SPCC T=1.0MM with plastic powder cladding	1	
①	Bottom Panel	SPCC T=1.0MM with plastic powder cladding	1	
NO.	PARTS NAME	SPECIFICATION DESCRIPTION	QT'Y	REMARK
		NEW	2023-03-27	A
BY	CHK	REVISION RECORD MODIFICATIONS	DATE	REV.

<b>SYNERGY21</b>					
CUSTOMER		ITEM NO.		S216384	
PRODUCT NAME		manufacture country:		CHINA	UNIT MM
Consolidation Point Box		APPOBY		DATE	
DRAWNBY		CHECKBY		DATE	
SYNERGY21		SYNERGY21		2023-03-27	



NOTE:

ELECTRICAL

1. Contact Resistance :200Ω MAX
2. Insulation Resistance :500Ω MIN @ 500V DC
3. Withstand Voltage :DC 1000V AC 700V RMS 60Hz, 1MIN

ENVIRONMENTAL:

Storage : -40°C TO+70°C  
 Operation: -10°C TO+60°C

MECHANICAL

1. SHIELD MATERIAL:ZINC ALLOY (Silver)
2. IDC MATERIAL:PC UL94V0 TERMINAL: PHOSPHOR BRONZE, TIN PLATING
3. RJ45 Contact Life:750 Times Min
4. Plug inforce:<30N
5. Solid cable:1/22AWG(0.65MM)-1/24AWG(0.45MM) ID:0.8MM-1.6MM
6. Cable OD:5.0mm-8.5mm
7. PoE per IEEE 802.3af,PoE+per IEEE 802.3at

Fluke Test:Permanent Link ISO 11801 (PL 2)Class Ea  
 RoHS 3.0 and REACH Compliant  
 Packing:1pc+copper foil/PE bag+label

MATERIAL LIST:


⑦	IDC TERMINAL	FOR 22-24AWG (0.45mm-0.65mm) CABLE	1	
⑥	LABEL COLOR CODE	T568A/B	2	
⑤	IDC PIN	PHOSPHOR BRONZE & TINNED	8	
④	IDC BODY	FIREPROOF/PC UL 94V0	1	
③	PCB	1.2mm UL 94V0	1	
②	RJ-45 JACK INSERT	PHOSPHOR BRONZE 8P8C GOLD PLATED	8	
①	MODULAR COVER	ZINC ALLOY	1	
NO.	PARTS NAME	SPECIFICATION DESCRIPTION	QT'Y	REMARK
		NEW	2022-09-30	A
BY	CHK	REVISION RECORD MODIFICATIONS	DATE	REV.

SYNERGY21

CUSTOMER		ITEM NO.		S216380	
PRODUCT NAME		manufacture country:		CHINA	UNIT MM
CAT. 6A FTP KEYSTONE JACK					
DRAWNBY		CHECKBY		APPOBY	
SYNERGY21		SYNERGY21		SYNERGY21	
				DATE	
				2022-09-30	

# Installationsanleitung/Installation guide

## Keystone Jack



①.Stripping 4cm of sheath.



②.foldback braided and drained wire.




③.paste copper foil on the braided and ground wire and cut off the excess weave and the ground wire



④.4.Fan out all four twisted pairs, allocate each by following colorcoding label




⑤.Across the holde by the color marks of T568A or T568B



⑥. allocate each conductor into proper slots on wiring cap by following color coding



⑦.Trim the theends of conductors.



⑧.install the termination cap in direction of arrow into the keystone jack



⑨.press both covers of the keystone jack to contact the cable



⑩.Press down the retainer for 360 degree shielding