

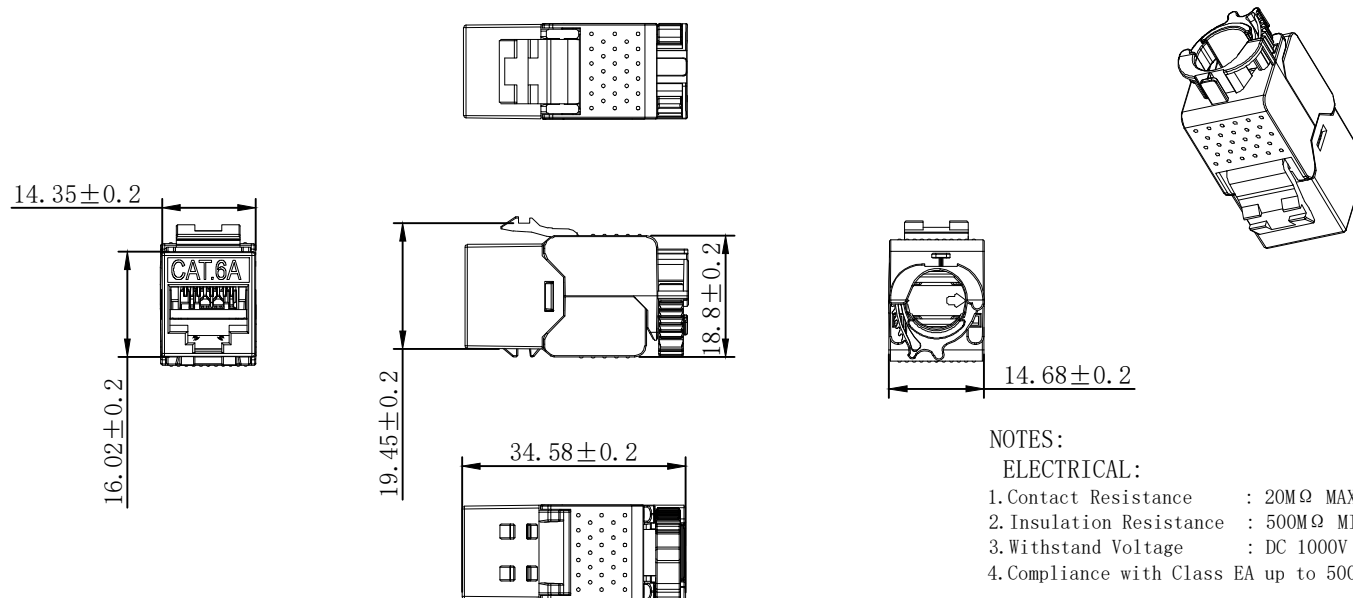
SYNERGY 2 ⑤ pantone black C

1 pantone blue 298C

NOTE:

1. PANEL FRAME:SPCC CARBON STEEL T=1.2MM POWDER COATING
2. PANEL BRACKET SPCC NICKEL PLATING
3. BODY COLOR: Gray "1 2 3.....24" Color: black Font : Arial H:4.4MM
4. Accessory:
 1. Cable Tie(75X1.9mm) *24pcs
 2. Screw and Nut M6*18mm × 2set

| | | | | | | | | | |
|--------------|--|---|-------------------------------|--|----------------------|------------|-------|------------|----|
| SYNERGY 21 | | | | | | | | | |
| CUSTOMER | | | ITEM NO. | | | S216333 | | | |
| PRODUCT NAME | | 19" 0.5U 24 ports blank Patch panel Three-piece type | | | MANUFACTURE COUNTRY: | | CHINA | UNIT | MM |
| NEW | | | 2016-1-15 | | A | DRAWNBY | | CHECKBY | |
| BY | | | DATE | | REV. | SYNERGY 21 | | SYNERGY 21 | |
| CHK | | | REVISION RECORD MODIFICATIONS | | | SYNERGY 21 | | SYNERGY 21 | |
| | | | | | | SYNERGY 21 | | 2016-1-15 | |



NOTES:

ELECTRICAL:

- 1.Contact Resistance : 20MΩ MAX
- 2. Insulation Resistance : 500MΩ MIN @ 500V DC
- 3. Withstand Voltage : DC 1000V AC 700V RMS 60Hz, 1MIN
- 4. Compliance with Class EA up to 500 MHz to ISO/IEC 11801 Ed.2.2:2011-06
DIN EN 50173-1:2011-09
TIA/EIA-568-C.2 (2009-08)
IEC 60603-7 Ed.1 (12/2008)

ENVIRONMENTAL:

- 1.Storage temperature : -40° TO+70°
- 2. Operation temperature : -10° to+60°

MECHANICAL

- 1. SHIELD MATERIAL: ZINC ALLOY
 - 2. IDC MATERIAL: PC TERMINAL:PHOSPHOR BRONZE, TIN PLATING
 - 3. RJ45 Contact Life: 750 Times Min
 - 4. Plug inforce:<30N
 - 5. Solid cable:1/22AWG(0.65MM)-1/26AWG(0.40MM) ID:1.05MM-1.5MM
 - 6. Cable OD: 5.0mm-8.0mm
 - 7. PoE per IEEE 802.3af, PoE+ per IEEE 802.3at
 - 8. 360° Shield connection
- Packing: 1pc/PE bag+lable
(copper foil included)
RoHS 3.0 and REACH Compliant

MATERIAL LIST:

| | | | | |
|-----|-------------------|------------------------------------|------------|--------|
| ⑦ | IDC TERMINAL | FOR 22-26AWG (0.45mm-0.65mm) CABLE | 1 | |
| ⑥ | LABEL COLOR CODE | T568A/B | 2 | |
| ⑤ | IDC PIN | PHOSPHOR BRONZE & TINNED | 8 | |
| ④ | IDC BODY | FIREPROOF/PC UL 94V0 | 1 | |
| ③ | PCB | 1.2mm UL 94V0 | 1 | |
| ② | RJ 45 JACK INSERT | PHOSPHOR BRONZE 8P8C GOLD PLATED | 8 | |
| ① | MODULAR COVER | ZINC ALLOY | 1 | |
| NO. | PARTS NAME | SPECIFICATION DESCRIPTION | QT'Y | REMARK |
| | | NEW | 2022-12-06 | A |
| BY | CHK | REVISION RECORD MODIFICATIONS | DATE | REV. |

SYNERGY21

| | | | | | |
|--------------|--|----------------------|------------|------|----|
| CUSTOMER | | ITEM NO. | S216382 | | |
| PRODUCT NAME | Super slim Cat.6A/Class EA Keystone Jack | manufacture country: | CHINA | UNIT | MM |
| DRAWNBY | CHECKBY | APPOBY | DATE | | |
| SYNERGY21 | SYNERGY21 | SYNERGY21 | 2022-12-06 | | |

Installationsanleitung/Installation guide

Keystone Jack



①.Stripping 4cm of sheath.



②.foldback braided and drained wire.




③.paste copper foil on the braided and ground wire and cut off the excess weave and the ground wire



④.4.Fan out all four twisted pairs, allocate each by following colorcoding label



⑤.Across the holde by the color marks of T568A or T568B




⑥. allocate each conductor into proper slots on wiring cap by following color coding



⑦.Trim the theends of conductors.



⑧.install the termination cap in direction of arrow into the keystone jack



⑨.press both covers of the keystone jack to contact the cable



⑩.Fasten smart cable ties for 360 degree shielding