

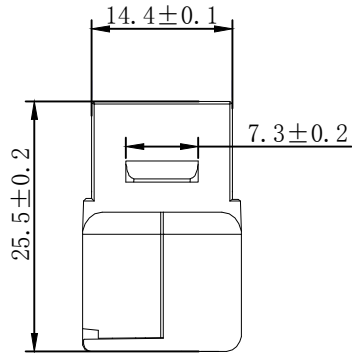
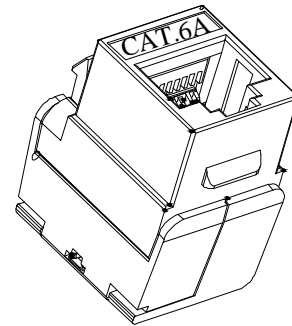
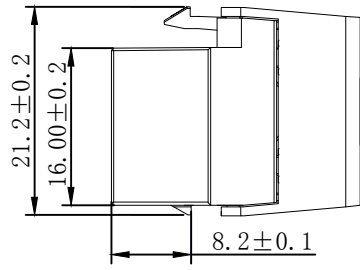
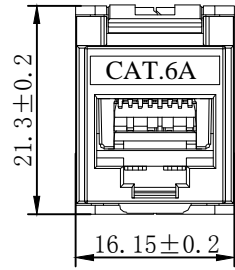
NOTE:

1. PANEL FRAME:SPCC CARBON STEEL T=1.2MM POWDER COATING
 2. PANEL BRACKET SPCC NICKEL PLATING
 3. For UNO ITEM NO. 227232 227631 227222 227121 227621 227641 227221 keystone Jack(Apply to the keystone jack which the width less than 17.4mm)
 4. BODY COLOR: Gray RAL 7035 "1 2 3.....12" Color: black Font : Arial H:4.4MM
 5. Accessory:
 1. Cable Tie(75X1.9mm) *12pcs
 2. expanded screw X 2 Set
- ROHS2.0 AND REACH COMPLIANT

SYNERGY 21[®]

"SYNERGY 2 [®]" for black printing The pantone of Color is black c
 "1" for blue printing The pantone of Color is 298C

SYNERGY 21										
					CUSTOMER		ITEM NO.	S216335		
		UPDATE PACKING TYPE	2018-03-20	A1	PRODUCT NAME	Mini 12 ports desktop blank Patch panel Toolless	manufacture country:	CHINA	UNIT	MM
		NEW	2016-01-15	A	DRAWNBY	CHECKBY	APPOBY	DATE		
BY	CHK	REVISION RECORD MODIFICATIONS	DATE	REV.	SYNERGY 21	SYNERGY 21		2018-03-20		



NOTES:

ELECTRICAL:

1. Contact Resistance : 20MΩ MAX
2. Insulation Resistance : 500MΩ MIN @ 500V DC
3. Withstand Voltage : DC 1000V AC 700V RMS 60Hz, 1MIN
4. Component testing for Cat.6A to ISO/IEC 11801 Ed.2.2:2011-06
 DIN EN 50173-1:2011-09
 TIA/EIA-568-C.2 (2009-08)
 IEC 60603-7-5
5. Compliance with Class EA up to 500 MHz to ISO/IEC 11801 Ed.2.2:2011-06
 DIN EN 50173-1:2011-09

ENVIRONMENTAL:

1. Storage : -40° TO+70°
2. Operation : -10° to+60°

MECHANICAL

1. SHIELD MATERIAL: ZINC ALLOY
2. IDC MATERIAL: PC TERMINAL:PHOSPHOR BRONZE, TIN PLATING
3. RJ45 Contact Life: 750 Times Min
4. Plug inforce:<30N
5. Solid cable:1/22AWG(0.65MM)-1/24AWG(0.45MM) ID:0.8MM-1.6MM
6. Cable OD: 5.0mm-8.5mm
7. PoE per IEEE 802.3af, PoE+ per IEEE 802.3at

Fluke Test:Permanent Link ISO 11801 (PL2)Class Ea 1000MHZ
 AWG23/1 CAT.7 Shielded 15M
 RoHS(EU2015/863) and REACH Compliant
 PACKING:1PCS/PE BAG

MATERIAL LIST:


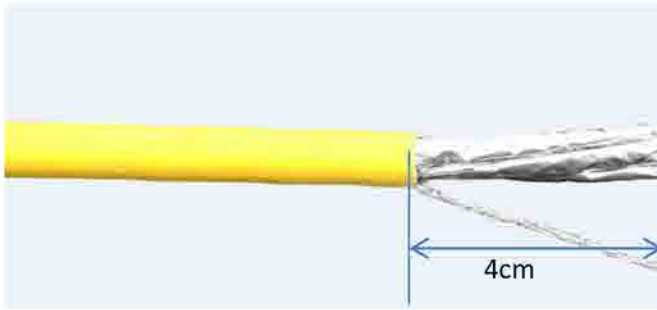
⑦	MODULAR COVER	White/PC with T568A/B label	1	
⑥	RJ 45 JACK INSERT	PHOSPHOR BRONZE 8P8C 6U" GOLD PLATED	8	
⑤	PCB	1.6mm UL 94V0	1	
④	IDC BODY	White/PC	1	
③	IDC PIN	PHOSPHOR BRONZE & TINNED	8	
②	LABEL COLOR CODE	T568A/B	2	
①	IDC TERMINAL	FOR 22-24AWG(0.45mm-0.65mm) CABLE	1	

NO	PARTS NAME	SPECIFICATION STANDARD	QT' Y	REMARK
		NEW	2019-05-09	A
BY	CHK	REVISION RECORD MODIFICATIONS	DATE	REV.

SYNERGY 21					
CUSTOMER			ITEM NO.	S216349	
PRODUCT NAME	CAT.6A STP KEYSTONE JACK	manufacture country:	china	UNIT	MM
DRAWNBY	CHECKBY	APPOBY	DATE		
SYNERGY 21	SYNERGY 21	SYNERGY 21	2019-05-09		

Montageanleitung/Installation Instruction

Super short body Cat.6A Keystone Jack





①. Stripping off approx. 4cm, twist the braiding into a strand.
Remove the pair shielding.

②. Pass the cable wires into grommet without the strand
as shown in the photo.

①. Ca. 4 cm abziehen und das Geflecht zu einer Litze
verweben. Entfernen Sie die Paarabschirmung.

②. Führen Sie die Kabeldrähte ohne die Litze in die
Durchführung ein (siehe Foto).



③. Insert each wire in its location
according to the color code.

④. Cut the wires and the strand.


③. Legen Sie jeden Draht gemäß
dem Farbcode an seiner Stelle ein

④. Schneiden Sie die Drähte und die Litze ab.



⑤. Make sure that the arrows of the jack are oriented in the same direction as those of the grommet.

⑤. Stellen Sie sicher, dass die Pfeile des Wagenhebers in die gleiche Richtung wie die der Tülle zeigen.



⑥. Connect the grommet to the connector.

⑦. Fold the cheeks of the RJ45 jack until completely closed.

⑥. Verbinden Sie die Tülle mit dem Anschluss.

⑦. Falten Sie die Wangen der RJ45-Buchse, bis sie vollständig geschlossen sind.