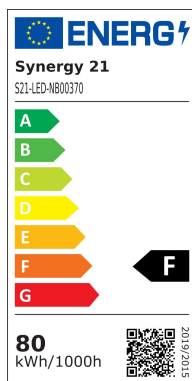



Synergy 21 LED office line floor lamp gray, dimmable+daylight sensor



kwh/1000h:	80,00
Lumens:	7040
Watt:	80,0
Nominal Service Life:	35000 Std.
Switching Cycles:	50000
Opt. Ambient Temperature.:	25 °C



LED panel office line
Free-standing luminaire for workplace lighting


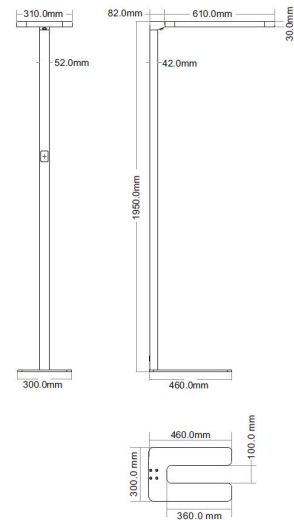

Frame colour: grey/silver RAL9006
Power consumption: 80Watt, 40W up, 40W down
Lumen output: 7040lm
Neutral white: 4100k ±150
Colour rendering: CRI >80
UGR: <19 with light downwards, no UGR upwards
Beam angle: 120° (total)
Operating temperature: -20° to +45°
Power supply: 100-240V
Power supply unit: built-in power supply unit, dimming via built-in touch dimmer
Built-in motion detector + daylight sensor
Size: Height: 1950mm, base: 300*460mm
Lamp head size: 310*610*30mm
Weight: 17.1kg
Material: aluminium
Colour: grey/silver RAL9006

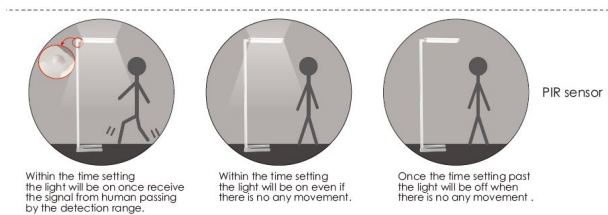
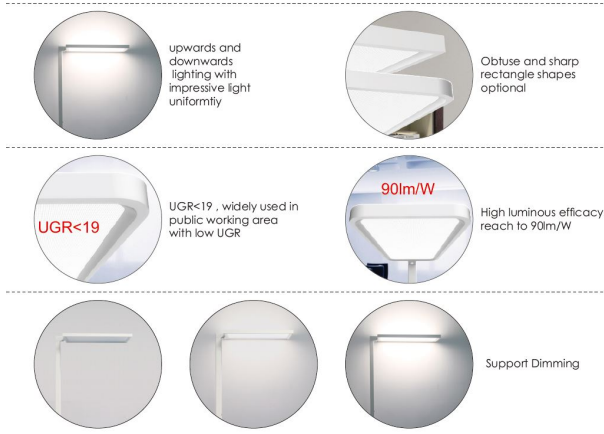
Energy efficiency class: A+
kWh/1000h: 80

Attributes

Attribute	Value
Weight:	19.3 Kg
Warranty:	60.00 Months

Additional Images






2. Daylight Sensor



- After each time the brightness was manually adjusted, the control unit record saves the brightness which the sensor detected until the next brightness dimming.
- Please be sure to adjust and dim the lamp at a comfortable and soft light state.
- The control unit is able to dim the light output up or down automatically, according to the changes of environment brightness to have a relatively constant light level for a desk in office situation.

Setting of sensors



Dip Switch	Motion Sensor	Daylight Sensor
0	OFF	OFF
1	ON	OFF
2	ON	ON
3	OFF	ON

Open the top cover, adjust the dip switch to the module with a screwdriver.

Accessories

Part No.	Name
162895	Synergy 21 LED office line floor lamp add. Spare screws
195805	Synergy 21 LED Office Line floor lamp add. circuit board