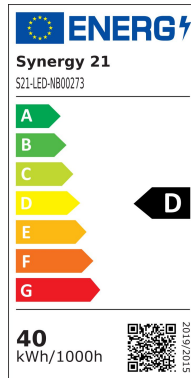
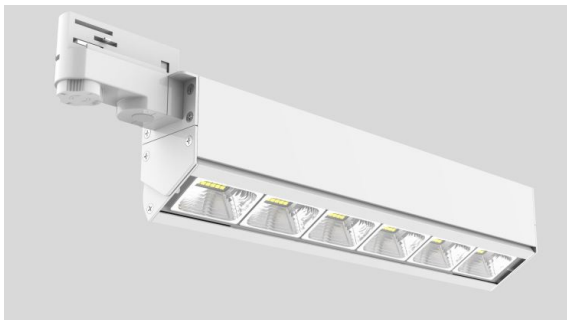


## Synergy 21 LED track series for track VLD series 40W, 30°, nw, CRI>90



kwh/1000h:	40,00
Lumens:	5600
Watt:	40,0
Nominal Service Life:	35000 Std.
Switching Cycles:	50000
Opt. Ambient Temperature.:	25 °C



Model: VLD  
Inclinable  
ERCO compatible, 3-phase track  
Housing: Injection moulded aluminium in white  
Watt: 40 Watt  
LED: Philips  
PS: Philips, 5-year guarantee  
Beam angle: 30° \* 60°  
Lumen: 5600±100LM  
CRI: >90  
Light colour: neutral white,  
Kelvin: 4200K ±150  
Operating voltage: AC 220-240V /50-60HZ  
Size: 370mm \* 60mm \* 86mm  
IES files available on request

Energy efficiency class: A++  
kWh/1000h: 40

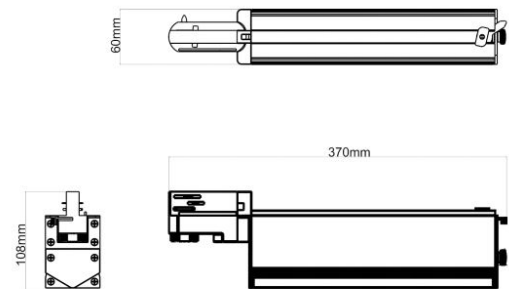
## Attributes

Attribute	Value
-----------	-------

Abstrahlwinkel:	30
CRI:	>90
Dimmbar:	nein
Grösse:	370*60*86
LED - Gehäusefarbe:	weiss
LED - Gehäusematerial:	Aluminium
Lichtfarbe:	neutralweiss
Lichtfarbe in Kelvin:	4200
Lumen:	5600
Schutzklasse:	IP20
Sockel:	3Phasen
Volt:	230
Weight:	1.8 Kg
Warranty:	24.00 Months

## Additional Images





## Accessories

Part No.	Name
233432	Powergear 3PH AUFBAUSCHIENE, Weiss, 1 meter
233434	Powergear 3PH AUFBAUSCHIENE, Schwarz, 1 meter
233435	Powergear 3PH AUFBAUSCHIENE, Weiss, 2 meter
233436	Powergear 3PH AUFBAUSCHIENE, Schwarz, 2 meter
233437	Powergear 3PH AUFBAUSCHIENE, weiß, 3 meter
233438	Powergear 3PH AUFBAUSCHIENE, Schwarz, 3 meter

Part No.	Name
233439	Powergear 3PH EINBAUSCHIENE, Weiß, 1 meter
233440	Powergear 3PH EINBAUSCHIENE, Schwarz, 1 meter
233442	Powergear 3PH EINBAUSCHIENE, Weiß, 2 meter
233445	Powergear 3PH EINBAUSCHIENE, Schwarz, 2 meter
233446	Powergear 3PH EINBAUSCHIENE, Weiß, 3 meter
233447	Powergear 3PH EINBAUSCHIENE, Schwarz, 3 meter