

NOTES:

ELECTRICAL:

- Contact Resistance : 20MΩ MAX
- Insulation Resistance : 500MΩ MIN @ 500V DC
- Withstand Voltage : DC 1000V AC 700V RMS 60Hz, 1MIN
- Compliance with Class EA up to 500 MHz to ISO/IEC 11801 Ed.2.2:2011-06
DIN EN 50173-1:2011-09
TIA/EIA-568-C.2 (2009-08)
IEC 60603-7 Ed.1 (12/2008)

5. 3P Certification Attestation of Conformity ISO/IEC, EN & TIA Screened Class EA / Category 6A Two Connector Channel

ENVIRONMENTAL:

- Storage temperature : -40° T0+70°
- Operation temperature : -10° to+60°

MECHANICAL

- SHIELD MATERIAL: ZINC ALLOY (Silver)
- IDC MATERIAL: PC TERMINAL:PHOSPHOR BRONZE,TIN PLATING
- RJ45 Contact Life: 750 Times Min
- Plug inforce:<30N
- Solid cable:1/22AWG (0.65MM)-1/26AWG (0.40MM) ID:1.05MM-1.5MM
- Cable OD: 5.0mm-8.0mm
- PoE per IEEE 802.3af, PoE+ per IEEE 802.3at
- 360° Shield connection

Packing: 1pc/PE Bag + Label

RoHS 2.0 and REACH Compliant

MATERIAL LIST:


⑦	MODULAR COVER	PC White	1	
⑥	RJ 45 JACK INSERT	PHOSPHOR BRONZE 8P8C GOLD PLATED	8	
⑤	PCB	1.2mm UL 94V0	1	
④	IDC BODY	PC White	1	
③	IDC PIN	PHOSPHOR BRONZE & TINNED	8	
②	LABEL COLOR CODE	T568A/B	2	
①	IDC TERMINAL	FOR 22-26AWG(0.40mm-0.65mm) CABLE	1	

NO	PARTS NAME	SPECIFICATION STANDARD	QT' Y	REMARK
		Alter the Compliance,adding the 3P Certification		2021-11-24 A1
		NEW		2020-02-21 A
BY	CHK	REVISION RECORD MODIFICATIONS		DATE REV.


SYNERGY 21					
CUSTOMER	ITEM NO.	S216364			
PRODUCT NAME	CAT.6A STP KEYSTONE JACK	manufacture country:	china	UNIT	MM
DRAWNBY	CHECKBY	APPOBY	DATE		
SYNERGY 21	SYNERGY 21	SYNERGY 21	2020-02-21		

Montageanweisung


Cat.6A UTP/STP Keystone jack



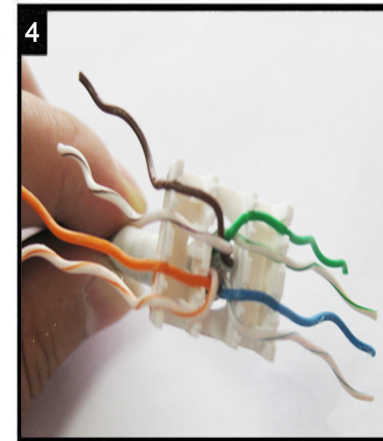
Außenmantel des Verlegekabels ca.4 cm abnehmen und Gesamtschirmung nach hinten ziehen.
Strip off approx. 4 cm of the cable jacket and fold total shield back over it.



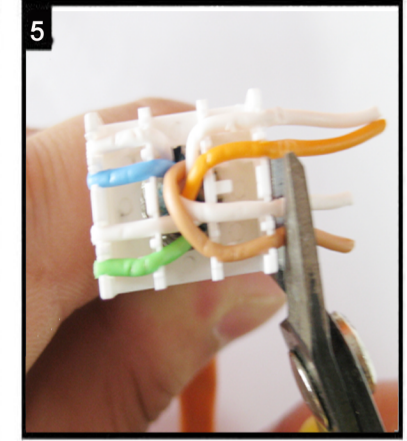
Paarfolie entfernen.
Remove pair shielding.




Der Kabelsortierer verfügt über beide Farbcodes(568A/B).Wählen Sie den entsprechenden Farbcode.
Please choose colour code 568A or B according your application.




Kabel einführen und die einzelnen Adern nach der von Ihnen gewählten Belegungsvariante in den Kabelsortierer einführen.
Insert the cable into the termination cap and fan out all four twisted pairs following the colour code printed on the termination cap. Make sure that all conductors are in the proper slot.




Überstehende Adern abschneiden.
Trim the ends of the conductors.




Den Sortierer in Pfeilrichtung in das Modul einsetzen.Bitte Pfeilrichtung beachten!
Install the termination cap in direction of arrow into the Keystone Jack.



Die Montageklappen schließen -mit diesem Vorgang wird das Modul kontaktiert.
Press both covers of the Keystone Jack to contact the cable.



Über die Ansteuerung nochmals kontrollieren und schließen.
Control the operation and close the Keystone Jack finally.



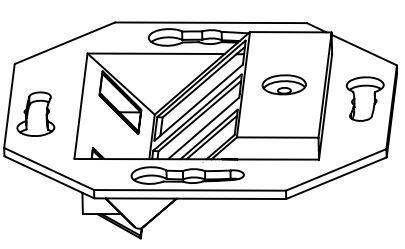
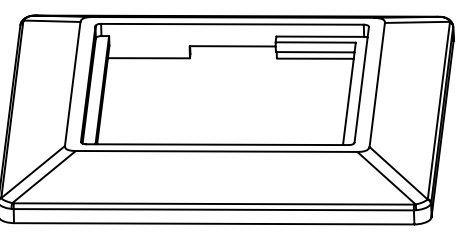

Das Modul mit dem Kabelbinder zugentlasten und die Schirmschelle fixieren.
Use cable tie for strain relief and to fix the shielding clamp.

Oder mit kabel binder die zugentlastung zu fixieren.
Or cable tie to fix the strain relief.



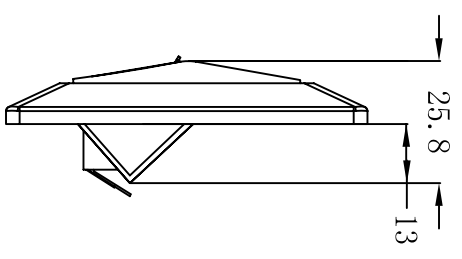
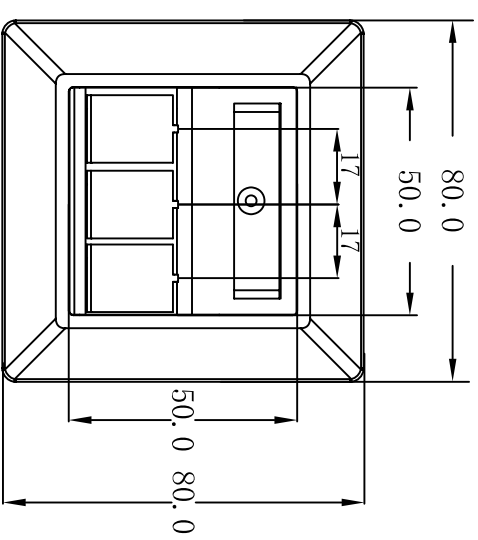
Chart:

ITEM NO	COLOUR
S216327	pure white, RAL9010
S216326	pearl white, RAL1013



Materials:

Outlet Housing: Fireproof ABS UL-94V0/Colour:see the chart
 Outlet Base:Fireproof ABS UL-94V0/Colour:see the chart
 Metallic Plate:Al&Zn Alloy /Al&Zn Alloy,
 ACCESSORY :
 1. Label
 2. Plastic gasket
 3. Screw:M4*9*2Pcs
 Apply to the keystone jack which the width less than 17.2mm
 RoHS Compliant
 Packing: 1pcs/PE bag+lable, 12pcs/box+lable, 120pcs/carton



SYNERGY 21

CUSTOMER		ITEM NO.		see the chart	
PRODUCT NAME	FRAME SET	manufacture country	China	UNIT	MM
NEW	DRAWBY	CHECKBY	APPOBY	DATE	
2011-07-11	A	SYNERGY 21	SYNERGY 21	SYNERGY 21	2011-07-11
REVISION RECORD MODIFICATIONS					
BY	CHK				