


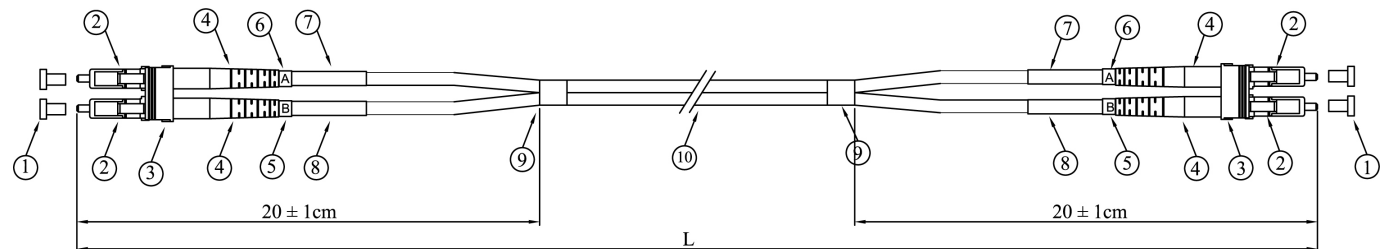
Fiber Optic patch cable - LC / LC duplex jumper



Art.-No.	Fiber	Jacket	Connector Type	PU
00310.x	I-VH 2G 50/125μ OM2	orange	2 x LC beige	1
00319.x	I-VH 2G 50/125μ OM4	erica-violet	2 x LC beige	1
00312.x	I-VH 2G 50/125μ OM3	aqua	2 x LC beige	1
00330.x	I-VH 2G 62.5/125μ OM1	orange	2 x LC beige	1
00350.x	I-VH 2E 9/125μ OS2	yellow	2 x LC blue	1

Standard lengths in metres:

0.5 - 1.0 - 2.0 - 3.0 - 5.0 - 7.5 - 10.0 - 15.0 - 20.0



10	∅ 2.0 mm duplex cable	
9	Heat shrink tube, transparent	2
8	LC heat shrink tube, yellow	2
7	LC heat shrink tube, white	2
6	ID Clip (A)	2
5	ID Clip (B)	2
4	LC boot , 2.0 mm, white	4
3	LC duplex clip, transparent	2
2	LC plug (multimode beige , singlemode blue)	4
1	LC dust cover, white	4
No.	Description	Q'ty

RoHS
compliant

Created BT	Date 24.01.12	LC - LC duplex Jumper	File: 00310.X_ENG
Last rev. BT	Date 01.08.12		

Characteristics

- Aramid yarn strength members ensures tension-resistance and long term stability in transmission
- Small outer diameter, lightweight
- Singlemode UPC polished
- Flame-retardant, low attenuation

Specification

- Insertion loss : < 0.3dB @ 850nm (Multimode)
< 0.3dB @ 1310nm (Singlemode)
- Return loss : > 50dB@1310nm (Singlemode UPC)
- End surface test is according to OP-03-05001
- Test standard: GR-326-CORE
- RoHS compliant
- LWL cable according to IEC 60793-2
- LC plug according to IEC 61754-20

Application

- Patching, Crossing
- Indoor cabling

Temperature range

- -40°C up to +85°C

Cable specification

- Number of fibers: 2, Mini Zip Twin figure 8
- Outer diameter: 2.0 x 4.1 mm
- Max. tension: 300 N (short), 160 N (long)
- Min. bending radius: 20H (installation), 10H (static)
- Max. crush resistance (N/100mm): 1000
- Complies to TIA/EIA-568 B and Bellcore GR-409-CORE & OFNR-UL/CSA FT-4
- Jacket LSZH
- Flame-retardant according to IEC60754-2, IEC60332-1, IEC61034

Fiber Type MM	Core/Cladding	Jacket	Attenuation [dB/km]		BLP [MHz*km]	BLP [MHz*km]
			1300nm	850nm	LED stimulate (OFL)	Laser stimulate (EMB)
OM1	62.5/125μ	orange	0.8	3.1	200	-
OM2	50/125μ	orange	0.8	2.8	500	-
OM3	50/125μ	aqua	0.8	2.8	1500	2000
OM4	50/125μ	erica-violet	0.7	2.8	3500	4700

BLP = Bandwith-Length-Product

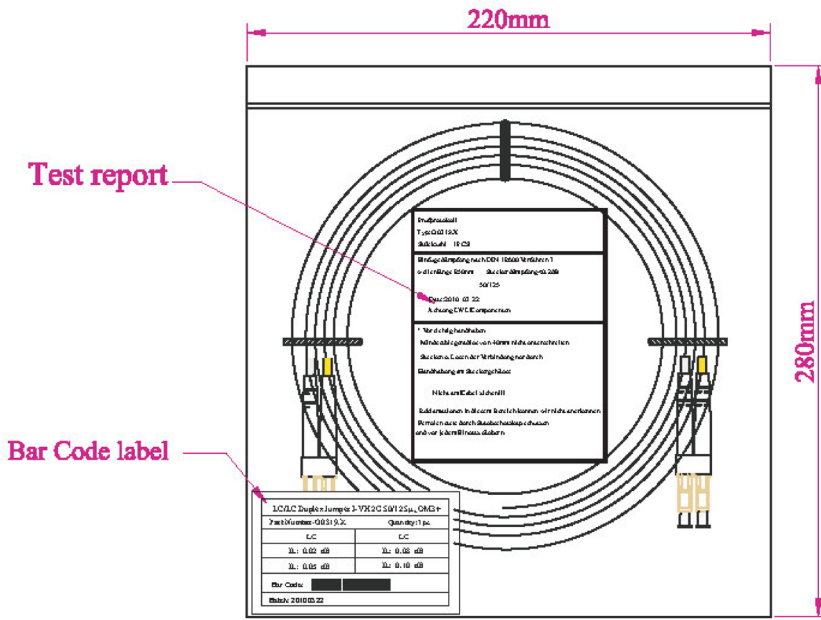
Fiber Type SM	Core/Cladding	Jacket	max. Attenuation [dB/km]	Dispersions coefficient	
OS2	9/125μ	yellow	≤ 0.4dB@full spektrum	≤ 3.0ps/nm.km) @1310nm	≤ 18.0ps/nm.km) @1550nm

RoHS
compliant

Created BT	Date 24.01.12	LC - LC duplex Jumper	File: 00310.X_ENG
Last rev. BT	Date 01.08.12		

Packaging:

The corresponding label data for each cable assembly shall be glued to the package.



Prüfprotokoll Typ: O0319.X Stückzahl 1PCS
Einfügedämpfung nach DIN 18600 Verfahren 7 wellenlänge 850nm Steckerdämpfung<0.2dB 50/125 Date:2010-03-22 Achtung LWL Komponenten
!-Vorsichtig handhaben -Mindestbiegeradius von 40mm nicht unterschreiten -Stecken u.Lösen der Verbindung nur durch Handhabung am Steckergehäuse Nicht am Kabel ziehen!!! -Reklamationen in diesem Bereich können wir nicht anerkennen -Ferrulen stets durch Staubschutzkap schützen und vor jedem Einsatz säubern

LC/LC Duplex Jumper I-VH 2G 50/125 μ, OM 4	
Part Number: O0319.X	Quantity: 1 pc
LC	LC
IL: 0.02 dB	IL: 0.08 dB
IL: 0.05 dB	IL: 0.10 dB
Bar Code:	
Batch: 20100322	

Bar Code label(100mm x 60mm)

- sample package for FO duplex cable, Art.No. and other data change according to FO cable and plug type

RoHS compliant

Created BT	Date 24.01.12	LC - LC duplex Jumper	File: O0310.X_DE
Last rev. BT	Date 01.08.12		