


## ALLNET Media Converter PoE (15.4W/30W) to 1000BASE-SX/LX Single-/ Multimode SFP Mini-GBIC Connector "ALL-MC202P-SFP1-PoE".

>>> [Go to the shop article](#)



### EAN CODE



## ALLNET Media Converter PoE (15.4W/30W) to 1000BASE-SX/LX Single-/ Multimode SFP Mini-GBIC Connector "ALL-MC202P-SFP"

### Highlights:

- 1x 10/100/1000BaseT Ethernet TP port with IEEE802.3at max. 30W PoE; 1x 1000BaseSX/LX SFP slot
- TP port supports Half/Full-Duplex, Auto-MDI/MDI-X and Auto-Negotiation
- SFP slot supports multi or single mode SFP (mini Gbic) modules
- Ethernet 802.3x flow control
- extended temperature range -20° ~ +60°
- Power supply included

The ALL-MC202P-SFP1-PoE is an IEEE 802.3at / 802.3af Power over Ethernet Injector that provide DC 52V over Ethernet cables. To inserts DC Voltage into Cat.5 / 5e / 6 cables, allowing the cable between the Injector (RM202-1GF1GT) and PoE PD (Powered Device) to transfer data and power simultaneously. The maximum distance between the Injector (RM202-1GF1GT) and PoE PD is 100 meters. The ALL-MC202P-SFP1-PoE is combines the Ethernet digital data with power over the twisted pair cables as an IEEE 802.3at / 802.3af Power over Ethernet Injector. And using the Power over Ethernet splitter, it can separate the digital data and the power into two outputs.

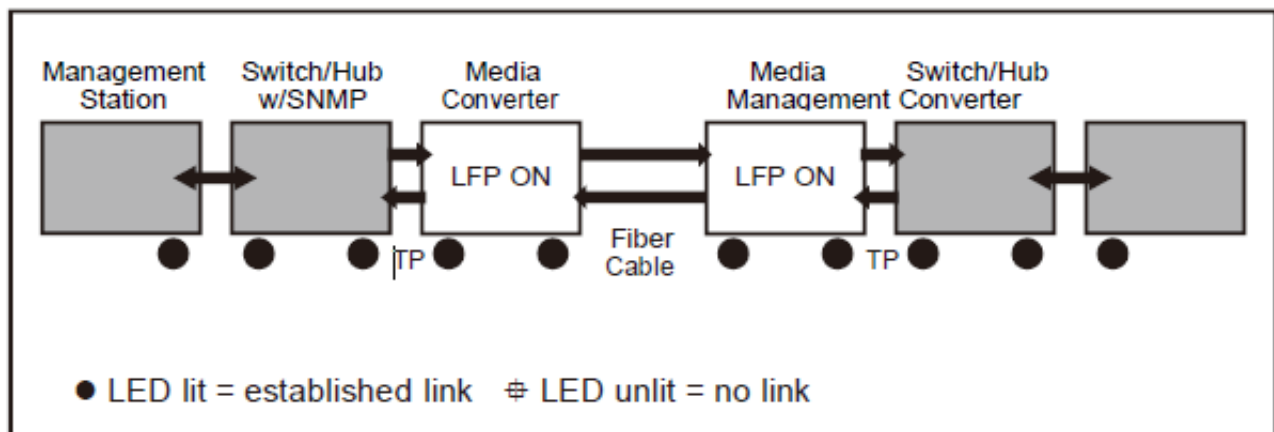
The benefits of ALL-MC202P-SFP1-PoE are like cost saving, easy for networking planning and higher reliability. What's more, upon any IEEE 802.3at / 802.3af devices installed, the ALL-MC202P-SFP1-PoE or PD all can make the connection while migrating and the Ethernet digital packets, such as connecting the ALL-MC202P-SFP1-PoE to an IEEE 802.3at / 802.3af complied devices, wireless AP or IP Camera.

## Link Fault Pass Through (LFP)

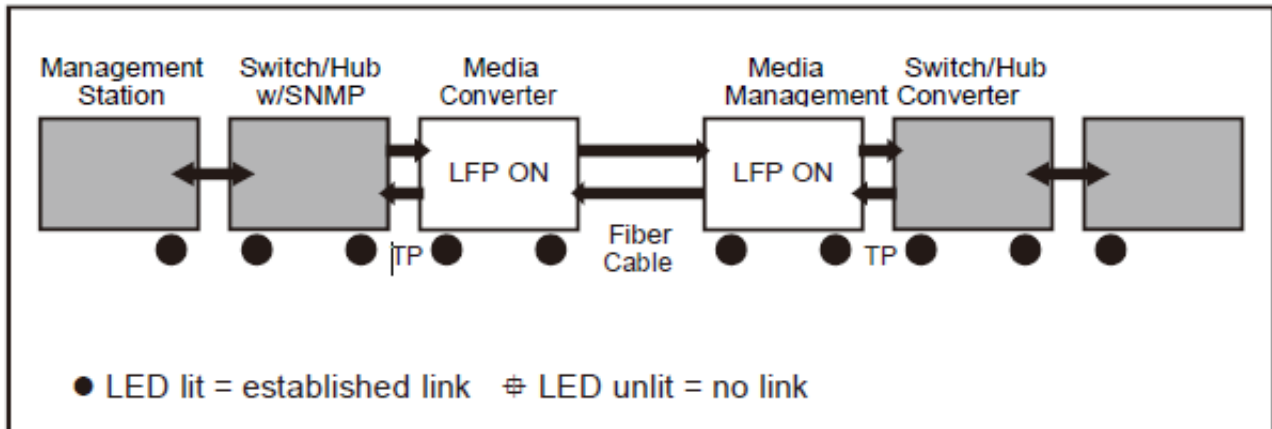
The LFP function includes the Link Fault Pass Through function (LLCF/LLR) and the DIP Switch design. LLCF/LLR can immediately alarm administrators the problem of the link media and provide efficient solution to monitor the net. The DIP Switch provides disable or enable the LFP function. LLCF (Link Loss Carry Forward) means when a device connected to the converter and the TP line loss the link, the converter's fiber will disconnect the link of transmit. LLR (Link Loss Return) means when a device connected to the converter and the fiber line loss the link, the converter's fiber will disconnect the link of transmit. Both can immediately alarm administrators the problem of the link media and provide efficient solution to monitor the net.

## Link Loss Carry Forward (LLCF)

RM202-1GF1GT incorporates an LLCF function for troubleshooting a remote connection. When LFP function is enabled, the FL / TP ports do not transmit a link signal until they receive a link signal from the opposite port. The diagram below shows a typical network configuration with a good link status using RM202-1GF1GT for remote connectivity.

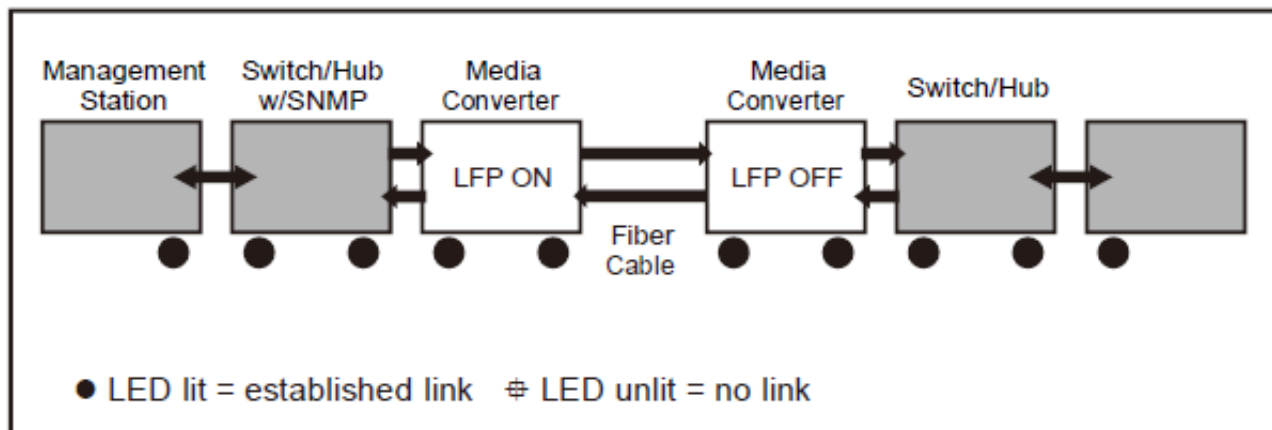


If the connection breaks, RM202-1GF1GT that link loss forward to the Switch / Hub that generates a trap to the management station. The administrator can then determine the source of the problem.

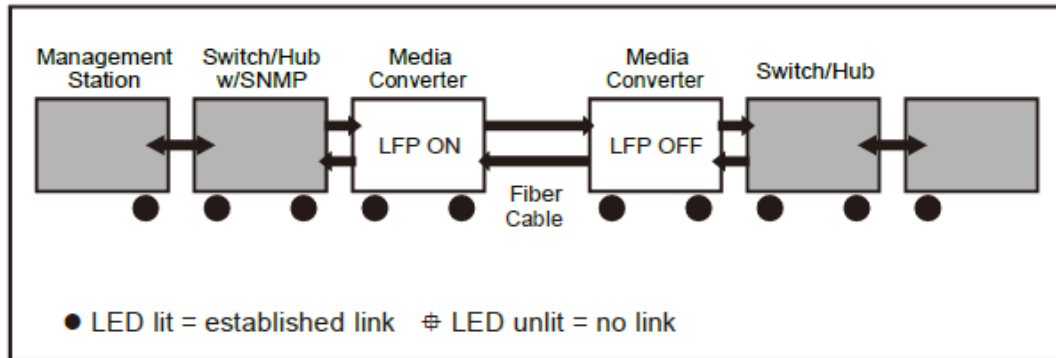


## Link Loss Return (LLR)

The fiber ports of RM202-1GF1GT have been designed with an LLR function for troubleshooting a remote connection. LLR works in conjunction with LLCF. When LFP function is enabled, the port's transmitter shuts down when its receiver fails to detect a valid receive link. LLR should only be enabled on one end of the link and is typically enabled on either the unmanaged or remote device. The diagram below shows a typical network configuration with a good link status using RM202-1GF1GT for remote connectivity. Note that LLR and LLCF are enabled as indicated in the diagram.



If one of the optical conductors is down (as shown in the diagram box below), the converter with LLR function will return a no-link condition to its link partner. With LLCF function also enabled, the no-link condition is carried forward to the switch/ hub where a trap is generated to the management station, and the administrator can then determine the source of the loss.



#### Note

LFP function is turn-off in default. This feature can also be turned via the side DIP-switch. If you are not familiar with the network installation and for diagnostic purpose (i.e. check which end is broken), you can turn it on and reset the converter to make it take effect. Otherwise, please remain it in the default position.

## Technical Details:

Element	Spezifikation
Standards:	IEEE 802.3 10BaseT IEEE 802.3u 100BaseTX IEEE 802.3ab 1000BaseT IEEE 802.3z 1000BaseSX/LX IEEE 802.3x Flow Control
Network connections:	1x 10/100/1000BaseT (RJ-45) 1x 1000BaseSX/LX SFP Module Slot
Data transmission rate:	Half/Full-Duplex on TP
PoE:	IEEE802.3at/af compatible
Transmission media:	P:10/100/1000BaseT Cat. 5, 5E, 6 UTP/STP, bis zu 100 m 1000BaseSX: 62.5/125µm Multi Mode LWL, bis zu 220 m 50/125µm Multi Mode LWL, bis zu 550 m



Part No.: 185070  
Vendor Part No.: ALL-MC202P-SFP1-PoE

	1000BaseLX: 9/125µm Single Mode LWL
LED:	PWR, FX LNK/ACT, TP LNK/ACT, PoE in Use
Power supply:	DC 52V/1,25A external PSU
Dimensions:	95 x 70 x 25mm
Environment:	Operating temperature: -20 ~ 60 °C Operating Humidity: 5% ~ 95% (non condensing) Storage temperature -40 ~ 85 °C Storage Humidity: 5% ~ 95% (non-condensing)
Marks:	CE

## Attributes

Attribute	Value
Features:	PoE
Fibre Anschluß:	SFP
Geschwindigkeit:	1G
Medien-Seite A:	TP_RJ45
Weight:	0.7 Kg
Warranty:	24.00 Months

## Accessories

Part No.	Name
128033	ALLNET Switch Modul ALL4750-INDU SFP(Mini-GBIC), 1000Mbit MM
128034	ALLNET Switch Module ALL4751-INDU SFP(Mini-GBIC), 1000Mbit,
99300	ALLNET ALL048700 / Splitter HPoE 90W 10-25V 2x USB 2.0 10w
130992	ALLNET PoE Splitter-Mini/Extractor LTPoE 60W 5-14V Schaltbar ALL048701 v2
112532	ALLNET ALL-SG8205PD / unmanaged 5 Port Gigabit Switch, 2x Gi
118887	ALLNET ALL-SG8208PD / unmanaged 8 Port Giga Switch, 4x PoE

[Click here to discover more items from this category in our](#)



Part No.: 185070  
Vendor Part No.: ALL-MC202P-SFP1-PoE

[shop.](#)